



The Lakeview RCV Collection gives you everything you need in real hardwood looks and natural colors all with the durability and performance of a true rigid core vinyl floor. Featuring a 20 mil wear layer, the latest in sought-after hardwood visuals and designer style colors, this Embossed RCV is waterproof, pet friendly, low maintenance, FloorScore Certified, and sensible all while continuing to bring the look and feel of timeless hardwood to any space in your home.



Bayfield
SPC4BA7



Breaux Bridge
SPC4BB7



Champlain
SPC4CP7



Hartwell
SPC4HA7



Lochloosa
SPC4LL7



Mackinac Island
SPC4MI7



Marble Falls
SPC4MF7



Sandpoint
SPC4SP7



Victoria
SPC4VI7



Yellowstone
SPC4YS7

FACT SHEET

Testing:		
Critical Radiant Flux	ASTM E648	Class I
Surface Flammability	DOC FF 1-70	Passed
Coefficient of Friction	ASTM 2047	Passed >0.6
Static Load Limit	ASTM F970	Exceeds 3000 lbs (No cushion)
STC Sound Testing*	ASTM E492	71
IIC Sound Testing*	ASTM E989	71
*Sound testing will vary depending upon floor/ceiling assembly		
Floor Score Certified		
Phthalate Free		
PVC	100% Virgin PVC	

Size:

5.0 mm x 7" x 48" Nominal

Packaging:

10 pcs per carton (39.68 lbs)

23.67 SF per carton

60 cartons per pallet

Installation:

Click Lock, Click Floating Floor

*(on, above, or below grade)

Wear Layer:

20 mil/ Embossed

Polyurethane

Attached Cushion:

1.0 mm EVA Cushion

Edge Treatment:

Four-Side Micro Bevel

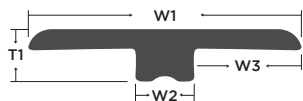
Warranties:

Lifetime Waterproof

Lifetime Residential Wear

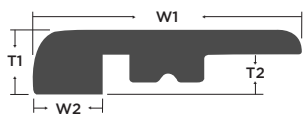
15 Year Light Commercial Wear

*See full warranty at LW Flooring.com

T-Molding

Color	Item Code	W1 Width	T1 Height	W2	W3	Length	Weight Lbs
Bayfield	SPC4BATM	1-3/4"	3/8"	3/8"	11/16"	92"	2.7
Breaux Bridge	SPC4BBTM	1-3/4"	3/8"	3/8"	11/16"	92"	2.7
Champlain	SPC4CPTM	1-3/4"	3/8"	3/8"	11/16"	92"	2.7
Hartwell	SPC4HATM	1-3/4"	3/8"	3/8"	11/16"	92"	2.7
Lochloosa	SPC4LLTM	1-3/4"	3/8"	3/8"	11/16"	92"	2.7
Mackinac Island	SPC4MITM	1-3/4"	3/8"	3/8"	11/16"	92"	2.7
Marble Falls	SPC4MFTM	1-3/4"	3/8"	3/8"	11/16"	92"	2.7
Sandpoint	SPC4SPTM	1-3/4"	3/8"	3/8"	11/16"	92"	2.7
Victoria	SPC4VITM	1-3/4"	3/8"	3/8"	11/16"	92"	2.7
Yellowstone	SPC4YSTM	1-3/4"	3/8"	3/8"	11/16"	92"	2.7



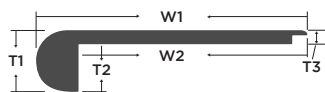
Threshold

Color	Item Code	W1 Width	T1 Height	W2	T2	Length	Weight Lbs
Bayfield	SPC4BATH	1-3/8"	3/8"	3/8"	3/16"	92"	2.7
Breaux Bridge	SPC4BBTH	1-3/8"	3/8"	3/8"	3/16"	92"	2.7
Champlain	SPC4CPTH	1-3/8"	3/8"	3/8"	3/16"	92"	2.7
Hartwell	SPC4HATH	1-3/8"	3/8"	3/8"	3/16"	92"	2.7
Lochloosa	SPC4LLTH	1-3/8"	3/8"	3/8"	3/16"	92"	2.7
Mackinac Island	SPC4MITH	1-3/8"	3/8"	3/8"	3/16"	92"	2.7
Marble Falls	SPC4MFTH	1-3/8"	3/8"	3/8"	3/16"	92"	2.7
Sandpoint	SPC4SPTH	1-3/8"	3/8"	3/8"	3/16"	92"	2.7
Victoria	SPC4VITH	1-3/8"	3/8"	3/8"	3/16"	92"	2.7
Yellowstone	SPC4YSTH	1-3/8"	3/8"	3/8"	3/16"	92"	2.7



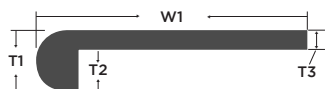
Reducer

Color	Item Code	W1 Width	T1 Height	T2	Length	Weight Lbs
Bayfield	SPC4BARD	1-3/4"	3/8"	3/16"	92"	2.7
Breaux Bridge	SPC4BBRD	1-3/4"	3/8"	3/16"	92"	2.7
Champlain	SPC4CPRD	1-3/4"	3/8"	3/16"	92"	2.7
Hartwell	SPC4HARD	1-3/4"	3/8"	3/16"	92"	2.7
Lochloosa	SPC4LLRD	1-3/4"	3/8"	3/16"	92"	2.7
Mackinac Island	SPC4MIRD	1-3/4"	3/8"	3/16"	92"	2.7
Marble Falls	SPC4MFRD	1-3/4"	3/8"	3/16"	92"	2.7
Sandpoint	SPC4SPRD	1-3/4"	3/8"	3/16"	92"	2.7
Victoria	SPC4VIRD	1-3/4"	3/8"	3/16"	92"	2.7
Yellowstone	SPC4YSRD	1-3/4"	3/8"	3/16"	92"	2.7



Flush Stairnose

Color	Item Code	W1 Width	W2	T1 Height	T2	T3	Length	Weight Lbs
Bayfield	SPC4BASN	4-5/16"	3-13/16"	1"	13/16"	5mm	92"	5.5
Breaux Bridge	SPC4BBSN	4-5/16"	3-13/16"	1"	13/16"	5mm	92"	5.5
Champlain	SPC4CPSN	4-5/16"	3-13/16"	1"	13/16"	5mm	92"	5.5
Hartwell	SPC4HASN	4-5/16"	3-13/16"	1"	13/16"	5mm	92"	5.5
Lochloosa	SPC4LLSN	4-5/16"	3-13/16"	1"	13/16"	5mm	92"	5.5
Mackinac Island	SPC4MISN	4-5/16"	3-13/16"	1"	13/16"	5mm	92"	5.5
Marble Falls	SPC4MFSN	4-5/16"	3-13/16"	1"	13/16"	5mm	92"	5.5
Sandpoint	SPC4SPSN	4-5/16"	3-13/16"	1"	13/16"	5mm	92"	5.5
Victoria	SPC4VISN	4-5/16"	3-13/16"	1"	13/16"	5mm	92"	5.5
Yellowstone	SPC4YSSN	4-5/16"	3-13/16"	1"	13/16"	5mm	92"	5.5



Stair Tread Round Nose

Color	Item Code	W1 Width	T1 Height	T2	T3	Length	Weight Lbs
Bayfield	SPC4BASTR	12"	1-1/5"	7/8"	5/16"	47-1/4"	7.17
Breaux Bridge	SPC4BBSTR	12"	1-1/5"	7/8"	5/16"	47-1/4"	7.17
Champlain	SPC4CPSTR	12"	1-1/5"	7/8"	5/16"	47-1/4"	7.17
Hartwell	SPC4HASTR	12"	1-1/5"	7/8"	5/16"	47-1/4"	7.17
Lochloosa	SPC4LLSTR	12"	1-1/5"	7/8"	5/16"	47-1/4"	7.17
Mackinac Island	SPC4MISTR	12"	1-1/5"	7/8"	5/16"	47-1/4"	7.17
Marble Falls	SPC4MFSTR	12"	1-1/5"	7/8"	5/16"	47-1/4"	7.17
Sandpoint	SPC4SPSTR	12"	1-1/5"	7/8"	5/16"	47-1/4"	7.17
Victoria	SPC4VISTR	12"	1-1/5"	7/8"	5/16"	47-1/4"	7.17
Yellowstone	SPC4YSSTR	12"	1-1/5"	7/8"	5/16"	47-1/4"	7.17