



CATALOG

— 2025 —



## Who is LW Flooring?

From our humble beginnings in 2007 in Gainesville, Florida, LW Flooring has been built on a foundation of not just quality products that are built to last, but quality in our people and the relationships we build over the years.

Yes, we sell gorgeous engineered hardwood, tough as nails vinyl plank, innovative 3D imprinted, and laminate hard surface products. We also sell the simplicity of beauty, refinement, vision, purpose, lasting quality, and our people understand this in every one of our collections. These collections are carefully thought out for your home or project.

At LW Flooring we can't wait to meet your vision, gain your trust, and help you find the floor you can fall in love with!

## Our Mission.

LW Flooring is a Florida based flooring distributor that is on a mission to help bring unmatched beauty, durability, sustainability, inspiration, along with high quality products and services to our partners and their clients. We inspire our partners with vision and reward them with incredible service while striving to expand our market leadership. At LW Flooring we believe it is not just a floor, but **"A Lifetime of Memories"**.



**Navigate our Table of Contents.**

To visit collection webpages, please select or scan the QR Codes on the appropriate catalog page, or visit our website.

**Engineered Hardwood**

Paradise Island.....5

Pristine.....8

Vintage Elegance.....11

Renaissance.....14

Sonoma Valley.....18

French Impressions.....22

Traditions.....25

**Waterproof Vinyl**

Riverside.....32

Riverstone.....36

Lakeview.....40

Shires.....44

Township.....46

**Laminate**

Odyssey.....48

Cascades.....52

**Adhesive & Primer**

Sparta Adhesive.....55



# ENGINEERED HARDWOOD



LW Flooring is proud to present our full line of engineered wood flooring that was envisioned & designed to exceed the demands of builders, interior designers, architects, and residential consumers.

VERONA  
RENAISSANCE COLLECTION | RCW014V7



The Paradise Island Collection is a true masterpiece that can transform any space with its elegant refinement, natural beauty and sophistication. Featuring 10-1/4" wide European Oak planks 5/8" thick and up to 86-5/8" in length along with a 4mm wire-brushed veneer, this collection is the perfect union of nature's splendor and human artistry. From the shoreline to the ridgeline- Paradise Island is at home anywhere.



**Alimia**  
PIWO15A10



**Bali**  
PIWO15B10



**Caicos**  
PIWO15C10



**Fiji**  
PIWO15F10



**Hawea**  
PIWO15HA10



**Maui**  
PIWO15M10



**Nevis**  
PIWO15N10



**Oahu**  
PIWO15O10



**Paxos**  
PIWO15PA10



**Tahiti**  
PIWO15T10

# FACT SHEET

**Size:**

5/8" x 10-1/4" x RL up to 86-5/8"

**Gloss Level:**

All Colors <8

**Installation:**

Float, Glue Down, Nail  
\*(on, above, or below grade)

**Species:**

European White Oak

**Finish:**

Polyurethane with Aluminum Oxide

**Color Variation:**

Low/Medium

**Surface:**

Wirebrushed

**Milling:**

Tongue and Groove

**Certification:**

Lacey Act & Carb II Compliant

**Face Veneer:**

Sawn Face

**Light Sensitivity:**

Low/Medium

**Edge Treatment:**

MicroBevel: Alimia, Hawea, Maui, Nevis, Paxos, Tahiti  
Bevel: Bali, Caicos, Fiji, Oahu

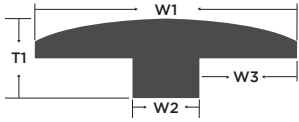
**Packaging:**

36.94 SF per carton  
1477.6 SF per pallet  
40 cartons per pallet

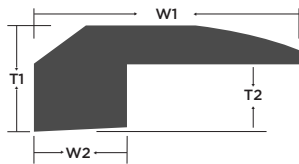
**Warranties:**

Lifetime Residential Warranty  
5 Year Light Commercial  
\*See full warranty at [LW Flooring.com](http://LW Flooring.com)

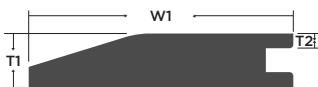




T-Molding							
Color	Item Code	W1	T1	W2	W3	Length	Weight
-	-	Width	Height	-	-	-	Lbs
Alimia	EW015ATM	1-7/8"	5/8"	1/2"	11/16"	78"	2.7
Bali	EW015BTM	1-7/8"	5/8"	1/2"	11/16"	78"	2.7
Caicos	EW015CTM	1-7/8"	5/8"	1/2"	11/16"	78"	2.7
Fiji	EW015FTM	1-7/8"	5/8"	1/2"	11/16"	78"	2.7
Hawea	EW015HATM	1-7/8"	5/8"	1/2"	11/16"	78"	2.7
Maui	EW015MTM	1-7/8"	5/8"	1/2"	11/16"	78"	2.7
Nevis	EW015NTM	1-7/8"	5/8"	1/2"	11/16"	78"	2.7
Oahu	EW015OTM	1-7/8"	5/8"	1/2"	11/16"	78"	2.7
Paxos	EW015PATM	1-7/8"	5/8"	1/2"	11/16"	78"	2.7
Tahiti	EW015TTM	1-7/8"	5/8"	1/2"	11/16"	78"	2.7



Threshold							
Color	Item Code	W1	T1	W2	T2	Length	Weight
-	-	Width	Height	-	-	-	Lbs
Alimia	EW015ATH	2"	7/8"	27/32"	1/2"	78"	2.7
Bali	EW015BTH	2"	7/8"	27/32"	1/2"	78"	2.7
Caicos	EW015CTH	2"	7/8"	27/32"	1/2"	78"	2.7
Fiji	EW015FTH	2"	7/8"	27/32"	1/2"	78"	2.7
Hawea	EW015HATH	2"	7/8"	27/32"	1/2"	78"	2.7
Maui	EW015MTH	2"	7/8"	27/32"	1/2"	78"	2.7
Nevis	EW015NTH	2"	7/8"	27/32"	1/2"	78"	2.7
Oahu	EW015OTH	2"	7/8"	27/32"	1/2"	78"	2.7
Paxos	EW015PATH	2"	7/8"	27/32"	1/2"	78"	2.7
Tahiti	EW015TTH	2"	7/8"	27/32"	1/2"	78"	2.7



Reducer						
Color	Item Code	W1	T1	T2	Length	Weight
-	-	Width	Height	-	-	Lbs
Alimia	EW015ARD	2"	19/32"	3/16"	78"	2.7
Bali	EW015BRD	2"	19/32"	3/16"	78"	2.7
Caicos	EW015CRD	2"	19/32"	3/16"	78"	2.7
Fiji	EW015FRD	2"	19/32"	3/16"	78"	2.7
Hawea	EW015HARD	2"	19/32"	3/16"	78"	2.7
Maui	EW015MRD	2"	19/32"	3/16"	78"	2.7
Nevis	EW015NRD	2"	19/32"	3/16"	78"	2.7
Oahu	EW015ORD	2"	19/32"	3/16"	78"	2.7
Paxos	EW015PARD	2"	19/32"	3/16"	78"	2.7
Tahiti	EW015TRD	2"	19/32"	3/16"	78"	2.7



Flush Stairnose							
Color	Item Code	W1	T1	T2	T3	Length	Weight
-	-	Width	Height	-	-	-	Lbs
Alimia	EW015ASN	3"	13/16"	7/32"	5/8"	78"	5.5
Bali	EW015BSN	3"	13/16"	7/32"	5/8"	78"	5.5
Caicos	EW015CSN	3"	13/16"	7/32"	5/8"	78"	5.5
Fiji	EW015FSN	3"	13/16"	7/32"	5/8"	78"	5.5
Hawea	EW015HASN	3"	13/16"	7/32"	5/8"	78"	5.5
Maui	EW015MSN	3"	13/16"	7/32"	5/8"	78"	5.5
Nevis	EW015NSN	3"	13/16"	7/32"	5/8"	78"	5.5
Oahu	EW015OSN	3"	13/16"	7/32"	5/8"	78"	5.5
Paxos	EW015PASN	3"	13/16"	7/32"	5/8"	78"	5.5
Tahiti	EW015TSN	3"	13/16"	7/32"	5/8"	78"	5.5



The Pristine Collection includes Select Grade European White Oak with a combination of organic movement meeting inspired accents of undertone colors to capture the pure beauty of your space. Pristine features a 3mm premium sawn veneer that is 7-1/4" W x 9/16" thick and planks up to 74-3/4" RL.



**Cambria**  
PCWO14C7



**Hiawatha**  
PCWO14H7



**Lambert**  
PCWO14L7



**Monarch**  
PCWO14M7



**Portage**  
PCWO14P7



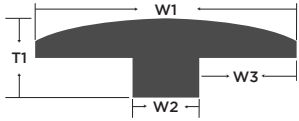
**Sonata**  
PCWO14S7



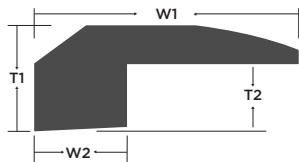
# FACT SHEET

<p><b>Size:</b></p> <p>9/16" x 7-1/2" x RL up to 74-3/4"</p>	<p><b>Gloss Level:</b></p> <p>3-5 All Colors Except Hiawatha(5-7)</p>	<p><b>Installation:</b></p> <p>Float, Glue Down, Nail *(on, above, or below grade)</p>
<p><b>Species:</b></p> <p>European White Oak</p>	<p><b>Finish:</b></p> <p>Polyurethane with Aluminum Oxide</p>	<p><b>Color Variation:</b></p> <p>Low</p>
<p><b>Surface:</b></p> <p>Wirebrushed</p>	<p><b>Milling:</b></p> <p>Tongue and Groove</p>	<p><b>Certification:</b></p> <p>Lacey Act &amp; Carb II Compliant</p>
<p><b>Face Veneer:</b></p> <p>Sawn Face</p>	<p><b>Light Sensitivity:</b></p> <p>Low</p>	<p><b>Edge Treatment:</b></p> <p>Micro-Bevel</p>
<p><b>Packaging:</b></p> <p>31.09 SF per carton 1243.60 SF per pallet 40 cartons per pallet</p>		<p><b>Warranties:</b></p> <p>Lifetime Residential Warranty 5 Year Light Commercial *See full warranty at <a href="http://LWFlooring.com">LWFlooring.com</a></p>

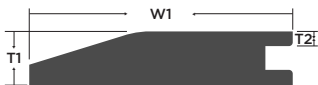




T-Molding							
Color	Item Code	W1	T1	W2	W3	Length	Weight
-	-	Width	Height	-	-	-	Lbs
Cambria	PCWO14CTM	1-7/8"	5/8"	1/2"	11/16"	78"	2.7
Hiawatha	PCWO14HTM	1-7/8"	5/8"	1/2"	11/16"	78"	2.7
Lambert	PCWO14LTM	1-7/8"	5/8"	1/2"	11/16"	78"	1.7
Monarch	PCWO14MTM	1-7/8"	5/8"	1/2"	11/16"	78"	2.7
Portage	EWO14POTM	1-7/8"	5/8"	1/2"	11/16"	78"	1.7
Sonata	PCWO14STM	1-7/8"	5/8"	1/2"	11/16"	78"	2.7



Threshold							
Color	Item Code	W1	T1	W2	T2	Length	Weight
-	-	Width	Height	-	-	-	Lbs
Cambria	PCWO14CTH	2"	7/8"	7/8"	1/2"	78"	2.7
Hiawatha	PCWO14HTH	2"	7/8"	7/8"	1/2"	78"	2.7
Lambert	PCWO14LTH	2"	7/8"	7/8"	1/2"	78"	1.7
Monarch	PCWO14MTH	2"	7/8"	7/8"	1/2"	78"	2.7
Portage	EWO14POTH	2"	7/8"	7/8"	1/2"	78"	2.7
Sonata	PCWO14STH	2"	7/8"	7/8"	1/2"	78"	2.7



Reducer						
Color	Item Code	W1	T1	T2	Length	Weight
-	-	Width	Height	-	-	Lbs
Cambria	PCWO14CRD	2"	9/16"	3/16"	78"	1.7
Hiawatha	PCWO14HRD	2"	9/16"	3/16"	78"	1.7
Lambert	PCWO14LRD	2"	9/16"	3/16"	78"	1.7
Monarch	PCWO14MRD	2"	9/16"	3/16"	78"	1.7
Portage	EWO14PORD	2"	9/16"	3/16"	78"	1.7
Sonata	PCWO14SRD	2"	9/16"	3/16"	78"	1.7



Flush Stairnose							
Color	Item Code	W1	T1	T2	T3	Length	Weight
-	-	Width	Height	-	-	-	Lbs
Cambria	PCWO14CSN	2-3/8"	13/16"	1/4"	9/16"	78"	1.7
Hiawatha	PCWO14HSN	2-3/8"	13/16"	1/4"	9/16"	78"	1.7
Lambert	PCWO14LSN	2-3/8"	13/16"	1/4"	9/16"	78"	1.7
Monarch	PCWO14MSN	2-3/8"	13/16"	1/4"	9/16"	78"	1.7
Portage	EWO14POSN	2-3/8"	13/16"	1/4"	9/16"	78"	2.7
Sonata	PCWO14SSN	2-3/8"	13/16"	1/4"	9/16"	78"	1.7



The Vintage Elegance Collection features American Hickory & European White Oak that provides a rustic visual symphony of dramatic depth in a UV Oil wire-brushed finish. Utilizing a 4mm sawn face veneer and planks that are 7-1/4" W x 5/8" thick and up to 74-3/4" in length Vintage Elegance excels in warmth and craftsmanship.



**Aspendale**  
VEAH15A7  
American Hickory



**Emilia**  
VEWO15E7  
European White Oak



**Kingsley**  
VEWO15K7  
European White Oak



**Mantua**  
VEWO15MA7  
European White Oak



**Norwich**  
VEWO15N7  
European White Oak



**Rosemont**  
VEWO15R7  
European White Oak



**Urbino**  
VEWO15U7  
European White Oak

# FACT SHEET

Specifications			
Color	Species	Gloss Level	Color Variation
Aspendale	American Hickory	<10	Medium/High
Emilia	European White Oak	4-7	Medium
Kingsley	European White Oak	7-13	Medium
Mantua	European White Oak	2-9	Medium
Norwich	European White Oak	7-13	Medium
Rosemont	European White Oak	7-13	Medium
Urbino	European White Oak	7-13	Medium

**Size:**  
5/8" x 7-1/2" x RL up to 74-3/4"

**Finish:**  
UV Oil

**Installation:**  
Glue Down, Nail  
\*(on, above, or below grade)

**Surface:**  
Wirebrushed

**Milling:**  
Tongue and Groove

**Certification:**  
Lacey Act & Carb II Compliant

**Face Veneer:**  
Sawn Face

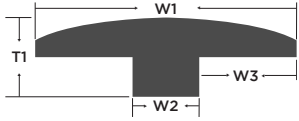
**Light Sensitivity:**  
Low

**Edge Treatment:**  
Micro-Bevel

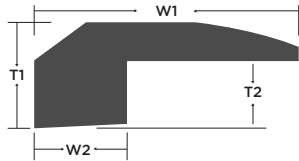
**Packaging:**  
31.09 SF per carton  
1243.60 SF per pallet  
40 cartons per pallet

**Warranties:**  
Lifetime Residential Warranty  
5 Year Light Commercial  
\*See full warranty at [LWFlooring.com](http://LWFlooring.com)

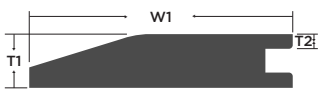




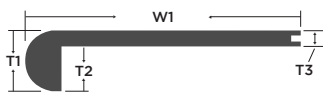
T-Molding							
Color	Item Code	W1	T1	W2	W3	Length	Weight
-	-	Width	Height	-	-	-	Lbs
Aspendale	AH15ATM	1-7/8"	5/8"	1/2"	11/16"	78"	1.7
Emilia	EWO14EMTM	1-7/8"	5/8"	1/2"	11/16"	78"	1.7
Kingsley	RWO15KTM	1-7/8"	5/8"	1/2"	11/16"	78"	1.7
Mantua	EWO14MATM	1-7/8"	5/8"	1/2"	11/16"	78"	1.7
Norwich	VEWO15NTM	1-7/8"	5/8"	1/2"	11/16"	78"	1.7
Rosemont	RWO15RTM	1-7/8"	5/8"	1/2"	11/16"	78"	1.7
Urbino	VEWO14URTM	1-7/8"	5/8"	1/2"	11/16"	78"	1.7



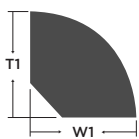
Threshold							
Color	Item Code	W1	T1	W2	T2	Length	Weight
-	-	Width	Height	-	-	-	Lbs
Aspendale	AH15ATH	2"	7/8"	7/8"	1/2"	78"	2.7
Emilia	EWO14EMTH	2"	7/8"	7/8"	1/2"	78"	2.7
Kingsley	RWO15KTH	2"	7/8"	7/8"	1/2"	78"	2.7
Mantua	EWO14MATH	2"	7/8"	7/8"	1/2"	78"	2.7
Norwich	VEWO15NTH	2"	7/8"	7/8"	1/2"	78"	2.7
Rosemont	RWO15RTH	2"	7/8"	7/8"	1/2"	78"	2.7
Urbino	VEWO14URTH	2"	7/8"	7/8"	1/2"	78"	2.7



Reducer							
Color	Item Code	W1	T1	T2	Length	Weight	
-	-	Width	Height	-	-	Lbs	
Aspendale	AH15ARD	2"	5/8"	3/16"	78"	1.7	
Emilia	VEWO15EMRD	2"	5/8"	3/16"	78"	1.7	
Kingsley	RWO15KRD	2"	5/8"	3/16"	78"	1.7	
Mantua	VEWO15MARD	2"	5/8"	3/16"	78"	1.7	
Norwich	VEWO15NRD	2"	5/8"	3/16"	78"	1.7	
Rosemont	RWO15RRD	2"	5/8"	3/16"	78"	1.7	
Urbino	VEWO15URRD	2"	5/8"	3/16"	78"	1.7	



Flush Stairnose							
Color	Item Code	W1	T1	T2	T3	Length	Weight
-	-	Width	Height	-	-	-	Lbs
Aspendale	AH15ASN	3"	13/16"	3/16"	5/8"	78"	2.7
Emilia	VEWO15EMSN	3"	13/16"	3/16"	5/8"	78"	2.7
Kingsley	RWO15KSN	3"	13/16"	3/16"	5/8"	78"	2.7
Mantua	VEWO15MASN	3"	13/16"	3/16"	5/8"	78"	2.7
Norwich	VEWO15NSN	3"	13/16"	3/16"	5/8"	78"	2.7
Rosemont	RWO15RSN	3"	13/16"	3/16"	5/8"	78"	2.7
Urbino	VEWO15URSN	3"	13/16"	3/16"	5/8"	78"	2.7



Quarter Round							
Color	Item Code	W1	T1	Length	Weight		
-	-	Width	Height	-	Lbs		
Kingsley	RWO15KQR	3/4"	3/4"	78"	1.7		
Rosemont	RWO15RQR	3/4"	3/4"	78"	1.7		



The Renaissance Collection, measuring 7-1/2" W x 9/16" thick with planks up to 74-3/4"L, offers a versatile and classic 3mm veneer in a European White Oak wire-brushed finish. Renaissance sets to inspire without sacrifice, utilizing timeless charm and authentic refusal of design limitation. Warm meets cool in this collection with undeniable sensory interest.



**Avelino**  
RCWO14AV7



**Capri**  
RCWO14C7



**Elba**  
RCWO14EL7



**Jenne**  
RCWO14J7



**Klausen**  
RCWO14KL7



**Lucca**  
RCWO14LU7



**Modena**  
RCWO14MO7



**Napoli**  
RCWO14NA7



**Palermo**  
RCWO14PA7



**Ravenna**  
RCWO14RA7



**Sorrento**  
RCWO14SO7

# FACT SHEET

Size & Packaging				
Color	Size	Sq/ft per Carton	Sq/ft per Pallet	Ctns. per Pallet
Avelino	9/16" x 7-1/2" x RL up to 74-3/4"	31.09	1243.60	40
Capri	9/16" x 7-1/2" x RL up to 74-3/4"	31.09	1243.60	40
Elba	9/16" x 7-1/2" x RL up to 74-3/4"	31.09	1243.60	40
Jenne	9/16" x 7-1/2" x RL up to 74-3/4"	31.09	1243.60	40
Klausen	9/16" x 7-1/2" x RL up to 74-3/4"	31.09	1243.60	40
Lucca	9/16" x 7-1/2" x RL up to 74-3/4"	31.09	1243.60	40
Modena	9/16" x 7-1/2" x RL up to 74-3/4"	31.09	1243.60	40
Napoli	9/16" x 7-1/2" x RL up to 74-3/4"	31.09	1243.60	40
Palermo	9/16" x 7-1/2" x RL up to 75-1/4"	31.25	1250	40
Ravenna	9/16" x 7-1/2" x RL up to 74-3/4"	31.09	1243.60	40
Sorrento	9/16" x 7-1/2" x RL up to 74-3/4"	31.09	1243.60	40

Specifications				
Color	Gloss Level	Face Veneer	Color Variation	Installation
Avelino	2-8	Sawn Face	High	Float, Glue, Nail
Capri	2-8	Slice Face	High	Float, Glue, Nail
Elba	2-8	Sawn Face	High	Float, Glue, Nail
Jenne	<8	Sawn Face	Medium	Float, Glue, Nail
Klausen	2-8	Sawn Face	High	Float, Glue, Nail
Lucca	2-8	Sawn Face	High	Float, Glue, Nail
Modena	2-8	Sawn Face	High	Float, Glue, Nail
Napoli	2-8	Sawn Face	High	Float, Glue, Nail
Palermo	<8	Sawn Face	Medium	Float, Glue, Nail
Ravenna	2-8	Sawn Face	High	Float, Glue, Nail
Sorrento	2-8	Slice Face	High	Float, Glue, Nail

**Species:**  
European White Oak

**Milling:**  
Tongue and Groove

**Certification:**  
Lacey Act & Carb II Compliant

**Edge Treatment:**  
Micro-Bevel

**Warranties:**  
Lifetime Residential Warranty  
5 Year Light Commercial

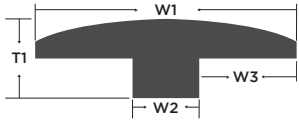
**Surface:**  
Wirebrushed

**Light Sensitivity:**  
Mid/Low

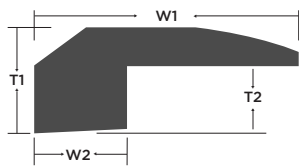
\*See full warranty at [LWFlooring.com](http://LWFlooring.com)

**Finish:**  
Polyurethane w/Aluminum Oxide

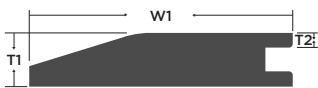




T-Molding							
Color	Item Code	W1 Width	T1 Height	W2	W3	Length	Weight Lbs
Avelino	RCWO14AVM	1-7/8"	5/8"	1/2"	11/16"	78"	1.7
Capri	RCWO14CTM	1-7/8"	5/8"	1/2"	11/16"	78"	1.7
Elba	RCWO14ELM	1-7/8"	5/8"	1/2"	11/16"	78"	1.7
Jenne	EW014JTM	1-7/8"	5/8"	1/2"	11/16"	78"	1.7
Klausen	RCWO14KLM	1-7/8"	5/8"	1/2"	11/16"	78"	1.7
Lucca	RCWO14LUM	1-7/8"	5/8"	1/2"	11/16"	78"	1.7
Modena	RCWO14MOM	1-7/8"	5/8"	1/2"	11/16"	78"	1.7
Napoli	RCWO14NAM	1-7/8"	5/8"	1/2"	11/16"	78"	1.7
Palermo	EW014PTM	1-7/8"	5/8"	1/2"	11/16"	78"	1.7
Ravenna	RCWO14RAM	1-7/8"	5/8"	1/2"	11/16"	78"	1.7
Sorrento	RCWO14SOTM	1-7/8"	5/8"	1/2"	11/16"	78"	1.7

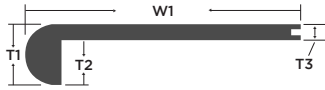


Threshold							
Color	Item Code	W1 Width	T1 Height	W2	T2	Length	Weight Lbs
Avelino	RCWO14AVH	2"	7/8"	7/8"	1/2"	78"	2.7
Capri	RCWO14CTH	2"	7/8"	7/8"	1/2"	78"	2.7
Elba	RCWO14ELH	2"	7/8"	7/8"	1/2"	78"	2.7
Jenne	EW014JTH	2"	7/8"	7/8"	1/2"	78"	2.7
Klausen	RCWO14KLH	2"	7/8"	7/8"	1/2"	78"	2.7
Lucca	RCWO14LUH	2"	7/8"	7/8"	1/2"	78"	2.7
Modena	RCWO14MOH	2"	7/8"	7/8"	1/2"	78"	2.7
Napoli	RCWO14NAH	2"	7/8"	7/8"	1/2"	78"	2.7
Palermo	EW014PTH	2"	7/8"	7/8"	1/2"	78"	2.7
Ravenna	RCWO14RAH	2"	7/8"	7/8"	1/2"	78"	2.7
Sorrento	RCWO14SOTH	2"	7/8"	7/8"	1/2"	78"	2.7



Reducer						
Color	Item Code	W1 Width	T1 Height	T2	Length	Weight Lbs
Avelino	RCWO14AVD	2"	9/16"	3/16"	78"	1.7
Capri	RCWO14CRD	2"	9/16"	3/16"	78"	1.7
Elba	RCWO14ELD	2"	9/16"	3/16"	78"	1.7
Jenne	EW014JRD	2"	9/16"	3/16"	78"	1.7
Klausen	RCWO14KLD	2"	9/16"	3/16"	78"	1.7
Lucca	RCWO14LUD	2"	9/16"	3/16"	78"	1.7
Modena	RCWO14MOD	2"	9/16"	3/16"	78"	1.7
Napoli	RCWO14NAD	2"	9/16"	3/16"	78"	1.7
Palermo	EW014PRD	2"	9/16"	3/16"	78"	1.7
Ravenna	RCWO14RAD	2"	9/16"	3/16"	78"	1.7
Sorrento	RCWO14SORD	2"	9/16"	3/16"	78"	1.7




**Flush Stairnose**

Color	Item Code	W1 Width	T1 Height	T2	T3	Length	Weight Lbs
Avelino	RCWO14AVN	2-3/8"	13/16"	1/4"	9/16"	78"	2.7
Capri	RCWO14CSN	2-3/8"	13/16"	1/4"	9/16"	78"	2.7
Elba	RCWO14ELN	2-3/8"	13/16"	1/4"	9/16"	78"	2.7
Jenne	EW014JSN	2-3/8"	13/16"	1/4"	9/16"	78"	2.7
Klausen	RCWO14KLN	2-3/8"	13/16"	1/4"	9/16"	78"	2.7
Lucca	RCWO14LUN	2-3/8"	13/16"	1/4"	9/16"	78"	2.7
Modena	RCWO14MON	2-3/8"	13/16"	1/4"	9/16"	78"	2.7
Napoli	RCWO14NAN	2-3/8"	13/16"	1/4"	9/16"	78"	2.7
Palermo	EW014PSN	2-3/8"	13/16"	1/4"	9/16"	78"	2.7
Ravenna	RCWO14RAN	2-3/8"	13/16"	1/4"	9/16"	78"	2.7
Sorrento	RCWO14SOSN	2-3/8"	13/16"	1/4"	9/16"	78"	2.7



The Sonoma Valley Collection is LW's most diverse wood offering which includes Hickory, Walnut, and European Oak species in varying widths, groundbreaking movements, lively accents, and deep textures. This intriguing wood line features a 2mm veneer that goes from rustic to regal all in one stunning collection.



**Amarone**  
SV2AH12A37  
American Hickory



**Cabernet**  
SV2AH12C37  
American Hickory



**Merlot**  
SV2AH12M37  
American Hickory



**Sherry**  
SV2AH12S37  
American Hickory



**Tokaji**  
SVAH12T7  
American Hickory



**Hermitage**  
SVAH12H7  
American Pecan



**Ives**  
SVAH12I7  
American Pecan




**Port**  
SVAW12P7  
American Walnut



**Brunello**  
SVWO12B7  
European White Oak



**Chardonnay**  
SVWO12C7P  
European White Oak



**Fresia**  
SVWO12F7  
European White Oak



**Godello**  
SVWO12GO7  
European White Oak



**Madeira**  
SVWO12MA7P  
European White Oak



**Syrah**  
SVWO12S7  
European White Oak

# FACT SHEET

Specifications						
Color	Size	Sq/ft per Carton	Sq/ft per Pallet	Ctns. per Pallet	Light Sensitivity	
Amarone	1/2" x 3"/7-1/2" mixed x RL up to 74-3/4"	21.92	1491.24	68	Low	
Brunello	1/2" x 7-1/2" x RL up to 75-1/4"	31.25	1406.25	45	Mid-Low	
Cabernet	1/2" x 3"/7-1/2" mixed x RL up to 74-3/4"	21.92	1491.24	68	Low	
Chardonnay	1/2" x 7-1/2" x RL up to 75-1/4"	31.25	1406.25	45	Mid-Low	
Fresia	1/2" x 7-1/2" x 75-1/4" RL	31.25	1406.25	45	Mid-Low	
Godello	1/2" x 7-1/2" x 75-1/4" RL	31.25	1406.25	45	Mid-Low	
Hermitage	1/2" x 7-1/2" x 82-5/8" RL	25.77	1,417.35	55	Low	
Ives	1/2" x 7-1/2" x 82-5/8" RL	25.77	1,417.35	55	Low	
Madeira	1/2" x 7-1/2" x RL up to 75-1/4"	31.25	1406.25	45	Mid-Low	
Merlot	1/2" x 3"/7-1/2" mixed x RL up to 74-3/4"	21.92	1491.24	68	Low	
Port	1/2" x 7-1/2" x RL up to 72"	22.46	1347.60	60	Low	
Sherry	1/2" x 3"/7-1/2" mixed x RL up to 74-3/4"	21.92	1491.24	68	Low	
Syrah	1/2" x 7-1/2" x RL up to 75-1/4"	31.25	1406.25	45	Mid-Low	
Tokaji	1/2" x 7-1/2" x RL up to 74-3/4"	23.32	1399.20	60	Med	

Specifications Continued						
Color	Species	Gloss Level	Face Veneer	Color Variation	Surface	
Amarone	American Hickory	6-10	Sawn Face	Medium	Wirebrushed & Handscraped	
Brunello	European White Oak	≤8	Sliced Face	Medium	Wirebrushed	
Cabernet	American Hickory	6-10	Sawn Face	Medium	Wirebrushed & Handscraped	
Chardonnay	European White Oak	≤8	Sliced Face	Medium	Wirebrushed	
Fresia	European White Oak	≤8	Sliced Face	Medium	Wirebrushed	
Godello	European White Oak	≤8	Sliced Face	Medium	Wirebrushed	
Hermitage	American Pecan	7±2	Sliced Face	Medium	Wirebrushed	
Ives	American Pecan	7±2	Sliced Face	Medium	Wirebrushed	
Madeira	European White Oak	≤8	Sliced Face	Medium	Wirebrushed	
Merlot	American Hickory	6-10	Sawn Face	Medium	Wirebrushed & Handscraped	
Port	American Walnut	6-10	Sliced Face	Medium	Wirebrushed	
Sherry	American Hickory	6-10	Sawn Face	Medium	Wirebrushed & Handscraped	
Syrah	European White Oak	≤8	Sliced Face	Medium	Wirebrushed	
Tokaji	American Hickory	3-7	Sliced Face	High	Handscraped	

**Finish:**

Polyurethane with Aluminum Oxide

**Milling:**

Tongue and Groove

**Certification:**

Lacey Act &amp; Carb II Compliant

**Edge Treatment:**

Micro-Beveled

**Warranties:**

Lifetime Residential Warranty

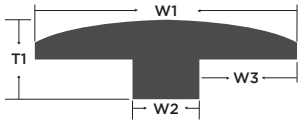
5 Year Light Commercial

 \*See full warranty at [LWFlooring.com](http://LWFlooring.com)
**Installation:**

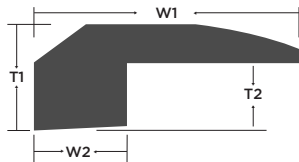
Float, Glue, Nail

\*(on, above, or below grade)

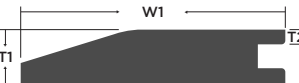



**T-Molding**

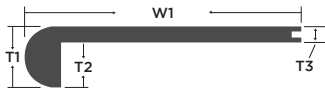
Color	Item Code	W1 Width	T1 Height	W2	W3	Length	Weight Lbs
Amarone	AH12ATM	1-7/8"	5/8"	1/2"	11/16"	78"	1.7
Brunello	SVWO12BRM	1-7/8"	5/8"	1/2"	11/16"	78"	1.7
Cabernet	AH12CATM	1-7/8"	5/8"	1/2"	11/16"	78"	1.7
Chardonnay	EWO12CHTM	1-7/8"	5/8"	1/2"	11/16"	78"	1.7
Fresia	EVP7FOTM	1-7/8"	5/8"	1/2"	11/16"	78"	2.7
Godello	EVP7LORD	1-7/8"	5/8"	1/2"	11/16"	78"	2.7
Hermitage	AH12HTM	1-7/8"	5/8"	1/2"	11/16"	78"	2.7
Ives	AH12ITM	1-7/8"	5/8"	1/2"	11/16"	78"	2.7
Madeira	EWO14VTM	1-7/8"	5/8"	1/2"	11/16"	78"	1.7
Merlot	AH12METM	1-7/8"	5/8"	1/2"	11/16"	78"	1.7
Port	AW12NTM	1-7/8"	5/8"	1/2"	11/16"	78"	1.7
Sherry	AH12SHTM	1-7/8"	5/8"	1/2"	11/16"	78"	1.7
Syrah	SVWO12SYTM	1-7/8"	5/8"	1/2"	11/16"	78"	1.7
Tokaji	AH12TTM	1-7/8"	5/8"	1/2"	11/16"	78"	1.7


**Threshold**

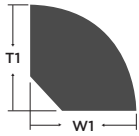
Color	Item Code	W1 Width	T1 Height	W2	T2	Length	Weight Lbs
Amarone	AH12ATH	2"	3/4"	7/8"	3/8"	78"	2.7
Brunello	SVWO12BRTH	2"	3/4"	7/8"	3/8"	78"	2.7
Cabernet	AH12CATH	2"	3/4"	7/8"	3/8"	78"	2.7
Chardonnay	EWO12CHTH	2"	3/4"	7/8"	3/8"	78"	2.7
Fresia	EVP7FOTH	2"	3/4"	7/8"	3/8"	78"	2.7
Godello	EVP7LOQR	2"	3/4"	7/8"	3/8"	78"	1.7
Hermitage	AH12HTH	2"	3/4"	7/8"	3/8"	78"	1.7
Ives	AH12ITH	2"	3/4"	7/8"	3/8"	78"	1.7
Madeira	EWO12MDTH	2"	3/4"	7/8"	3/8"	78"	1.7
Merlot	AH12METH	2"	3/4"	7/8"	3/8"	78"	2.7
Port	AW12NTH	2"	3/4"	7/8"	3/8"	78"	2.7
Sherry	AH12SHTH	2"	3/4"	7/8"	3/8"	78"	2.7
Syrah	SVWO12SYTH	2"	3/4"	7/8"	3/8"	78"	2.7
Tokaji	AH12TTH	2"	3/4"	7/8"	3/8"	78"	1.7


**Reducer**

Color	Item Code	W1 Width	T1 Height	T2	Length	Weight Lbs
Amarone	AH12ARD	2"	1/2"	1/8"	78"	1.7
Brunello	SVWO12BRRD	2"	1/2"	1/8"	78"	1.7
Cabernet	AH12CARD	2"	1/2"	1/8"	78"	1.7
Chardonnay	EWO12CHRD	2"	1/2"	1/8"	78"	1.7
Fresia	EVP7FOSN	2"	1/2"	1/8"	78"	2.7
Godello	EVP7IRTh	2"	1/2"	1/8"	78"	2.7
Hermitage	AH12HRD	2"	1/2"	1/8"	78"	2.7
Ives	AH12IRD	2"	1/2"	1/8"	78"	2.7
Madeira	EWO12MDRD	2"	1/2"	1/8"	78"	1.7
Merlot	AH12MERD	2"	1/2"	1/8"	78"	1.7
Port	AW12NRD	2"	1/2"	1/8"	78"	1.7
Sherry	AH12SHRD	2"	1/2"	1/8"	78"	1.7
Syrah	SVWO12SYRD	2"	1/2"	1/8"	78"	1.7
Tokaji	AH12TRD	2"	1/2"	1/8"	78"	1.7


**Flush Stairnose**

Color	Item Code	W1 Width	T1 Height	T2	T3	Length	Weight Lbs
Amarone	AH12ASN	3"	3/4"	1/4"	1/2"	78"	2.7
Brunello	SVWO12BRSN	3"	3/4"	1/4"	1/2"	78"	2.7
Cabernet	AH12CASN	3"	3/4"	1/4"	1/2"	78"	2.7
Chardonnay	EWO12CHSN	3"	3/4"	1/4"	1/2"	78"	2.7
Fresia	EVP7FOSTR	3"	3/4"	1/4"	1/2"	78"	2.7
Godello	EVP7IRTm	3"	3/4"	1/4"	1/2"	78"	2.7
Hermitage	AH12HSN	3"	3/4"	1/4"	1/2"	78"	2.7
Ives	AH12ISN	3"	3/4"	1/4"	1/2"	78"	2.7
Madeira	EWO12MDSN	3"	3/4"	1/4"	1/2"	78"	2.7
Merlot	AH12MESN	3"	3/4"	1/4"	1/2"	78"	2.7
Port	AW12NSN	3"	3/4"	1/4"	1/2"	78"	2.7
Sherry	AH12SHSN	3"	3/4"	1/4"	1/2"	78"	2.7
Syrah	SVWO12SYSN	3"	3/4"	1/4"	1/2"	78"	2.7
Tokaji	AH12TSN	3"	3/4"	1/4"	1/2"	78"	1.7


**Quarter Round**

Color	Item Code	W1 Width	T1 Height	Length	Weight Lbs
Cabernet	AH12CAQR	3/4"	3/4"	78"	1.7
Chardonnay	EWOMQR	3/4"	3/4"	78"	1.7
Madeira	EWOVQR	3/4"	3/4"	78"	1.7
Merlot	AH12MEQR	3/4"	3/4"	78"	1.7
Sherry	AH12SHQR	3/4"	3/4"	78"	1.7
Tokaji	AH12TQR	3/4"	3/4"	78"	1.7



Our French Impressions Collection features European White Oak veneers that are on planks 7" W x 3/8" thick and lengths up to 71" in size. Offered in today's most sought after design colors, French Impressions showcases a gentle wire-brushed finish that values simplicity over excess. This collection is a striking canvas of modern beauty for your home for years to come.



**Cezanne**  
FIWO10C7



**Degas**  
FIWO10D7



**Monet**  
FIWO10M7



**Pissarro**  
FIWO10P7



**Renoir**  
FIWO10R7



**Signac**  
FIWO10S7



**Van Gogh**  
FIWO10V7

# FACT SHEET

**Size:**

3/8" x 7" x RL up to 71"

**Gloss Level:**

5-8

**Installation:**

Glue Down, Nail

\*(on, above, or below grade)

**Species:**

European White Oak

**Finish:**

Polyurethane w/ Aluminum Oxide

**Edge Treatment:**

Micro-Bevel

**Surface:**

Wirebrushed

**Milling:**

Tongue and Groove

**Certification:**

Lacey Act & Carb II Compliant

**Face Veneer:**

Slice Face

**Light Sensitivity:**

Low

**Packaging:**

34.49 SF per carton

1552.05 SF per pallet

45 cartons per pallet

**Color Variation:**

Low - Degas

Medium - Cezanne, Monet, Renoir, Signac

High - Pissaro, Van Gogh

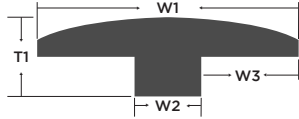
**Warranties:**

Lifetime Residential Warranty

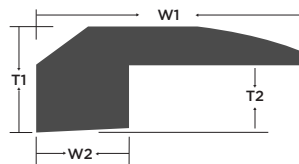
5 Year Light Commercial

\*See full warranty at [LWFlooring.com](http://LWFlooring.com)

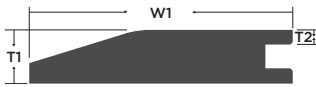



**T-Molding**

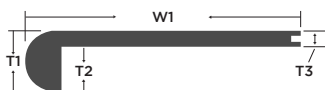
Color	Item Code	W1 Width	T1 Height	W2	W3	Length	Weight Lbs
Cezanne	FIWO10CTM	1-7/8"	5/8"	1/2"	11/16"	78"	1.7
Degas	FIWO10DTM	1-7/8"	5/8"	1/2"	11/16"	78"	1.7
Monet	FIWO10MTM	1-7/8"	5/8"	1/2"	11/16"	78"	1.7
Pissarro	FIWO10PTM	1-7/8"	5/8"	1/2"	11/16"	78"	1.7
Renoir	FIWO10RTM	1-7/8"	5/8"	1/2"	11/16"	78"	1.7
Signac	FIWO10STM	1-7/8"	5/8"	1/2"	11/16"	78"	1.7
Van Gogh	FIWO10VTM	1-7/8"	5/8"	1/2"	11/16"	78"	1.7


**Threshold**

Color	Item Code	W1 Width	T1 Height	W2	T2	Length	Weight Lbs
Cezanne	FIWO10CTH	2"	3/4"	7/8"	1/2"	78"	1.7
Degas	FIWO10DTH	2"	3/4"	7/8"	1/2"	78"	1.7
Monet	FIWO10MTH	2"	3/4"	7/8"	1/2"	78"	1.7
Pissarro	FIWO10PTH	2"	3/4"	7/8"	1/2"	78"	1.7
Renoir	FIWO10RTH	2"	3/4"	7/8"	1/2"	78"	1.7
Signac	FIWO10STH	2"	3/4"	7/8"	1/2"	78"	1.7
Van Gogh	FIWO10VTH	2"	3/4"	7/8"	1/2"	78"	1.7


**Reducer**

Color	Item Code	W1 Width	T1 Height	T2	Length	Weight Lbs
Cezanne	FIWO10CRD	1-9/16"	3/8"	1/8"	78"	1.7
Degas	FIWO10DRD	1-9/16"	3/8"	1/8"	78"	1.7
Monet	FIWO10MRD	1-9/16"	3/8"	1/8"	78"	1.7
Pissarro	FIWO10PRD	1-9/16"	3/8"	1/8"	78"	1.7
Renoir	FIWO10RRD	1-9/16"	3/8"	1/8"	78"	1.7
Signac	FIWO10SRD	1-9/16"	3/8"	1/8"	78"	1.7
Van Gogh	FIWO10VRD	1-9/16"	3/8"	1/8"	78"	1.7


**Flush Stairnose**

Color	Item Code	W1 Width	T1 Height	T2	T3	Length	Weight Lbs
Cezanne	FIWO10CSN	2-3/8"	13/16"	7/16"	3/8"	78"	1.7
Degas	FIWO10DSN	2-3/8"	13/16"	7/16"	3/8"	78"	1.7
Monet	FIWO10MSN	2-3/8"	13/16"	7/16"	3/8"	78"	1.7
Pissarro	FIWO10PSN	2-3/8"	13/16"	7/16"	3/8"	78"	1.7
Renoir	FIWO10RSN	2-3/8"	13/16"	7/16"	3/8"	78"	1.7
Signac	FIWO10SSN	2-3/8"	13/16"	7/16"	3/8"	78"	1.7
Van Gogh	FIWO10VSN	2-3/8"	13/16"	7/16"	3/8"	78"	1.7






The Traditions Collection is a nostalgic line-up of handscraped and smooth finished Acacia, Birch, and American Hickory wood species at 5"W x 3/8" thick and planks up to 47-1/4" in length. Unmistakably rich in color and texture, Traditions is full of character with a heritage of style giving each floor its own distinct personality.



**Dawn**  
HSAC10D5  
Acacia



**Moonlight**  
HSAC10M5  
Acacia



**Natural Acacia**  
HSAC10N5  
Acacia



**Autumn Brown**  
HSAH12AB5  
American Hickory



**Bronze**  
HSAH10B5  
American Hickory



**Caramel Cream**  
TCAH12CC6  
American Hickory



**Chestnut**  
HSAH10C5  
American Hickory



**Honey Mango**  
TCAH12HM6  
American Hickory



**Java**  
HSAH10J5  
American Hickory



**Toasted Almond**  
TCAH12TA6  
American Hickory



**Toffee**  
HSAH10T5  
American Hickory



**Wild Blackberry**  
TCAH12WB6  
American Hickory



**Latte**  
TCWO10L5  
European White Oak



**Praline**  
TCWO10P5  
European White Oak



**Riviera**  
TCWO10R5  
European White Oak

# FACT SHEET

Specifications						
Color	Size	Sq/ft per Carton	Sq/ft per Pallet	Ctns. per Pallet	Installation	
Autumn Brown	1/2" x 5" x RL up to 47-1/4"	32.80	1049.60	32	Float, Glue, Nail	
Bronze	3/8" x 5" x RL up to 47-1/4"	32.80	1049.60	32	Glue, Nail	
Caramel Cream	1/2" x 6" x RL up to 73"	36.61	1317.96	36	Float, Glue, Nail	
Chestnut	3/8" x 5" x RL up to 47-1/4"	32.80	1049.60	32	Glue, Nail	
Dawn	3/8" x 5" x RL up to 47-1/4"	34.45	1653.60	48	Glue, Nail	
Honey Mango	1/2" x 6" x RL up to 73"	36.61	1317.96	36	Float, Glue, Nail	
Latte	3/8" x 5" x RL up to 70-7/8"	34.45	1653.60	48	Float, Glue, Nail	
Java	3/8" x 5" x RL up to 47-1/4"	32.80	1049.60	32	Glue, Nail	
Moonlight	3/8" x 5" x RL up to 47-1/4"	34.45	1653.60	48	Glue, Nail	
Natural Acacia	3/8" x 5" x RL up to 47-1/4"	34.45	1653.60	48	Glue, Nail	
Praline	3/8" x 5" x RL up to 70-7/8"	34.45	1653.60	48	Float, Glue, Nail	
Riviera	3/8" x 5" x RL up to 70-7/8"	34.45	1653.60	48	Float, Glue, Nail	
Toasted Almond	1/2" x 6" x RL up to 73"	36.61	1317.96	36	Float, Glue, Nail	
Toffee	3/8" x 5" x RL up to 47-1/4"	32.80	1049.60	32	Glue, Nail	
Wild Blackberry	1/2" x 6" x RL up to 73"	36.61	1317.96	36	Float, Glue, Nail	

**Finish:**

Polyurethane w/Aluminum Oxide

**Milling:**

Tongue and Groove

**Certification:**

Lacey Act &amp; Carb II Compliant

**Light Sensitivity:**

Low

**Warranties:**

 Lifetime Residential Warranty  
 5 Year Light Commercial

**Surface:**

Handscraped

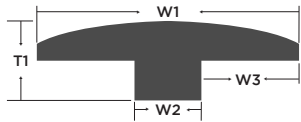
 \*See full warranty at [LWFlooring.com](http://LWFlooring.com)


# FACT SHEET

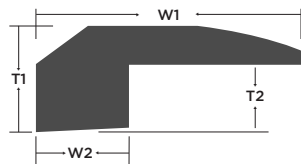
## Specifications Continued

Color	Species	Gloss Level	Face Veneer	Color Variation	Edge Treatment
Autumn Brown	American Hickory	9-15	Rotary	Medium	Micro-Bevel
Bronze	American Hickory	10-15	Rotary	Medium	Micro-Bevel
Caramel Cream	American Hickory	10-15	Slice Face	Medium	Pillow
Chestnut	American Hickory	10-15	Rotary	Medium	Micro-Bevel
Dawn	Acacia	15-20	Slice Face	Medium	Micro-Bevel
Honey Mango	American Hickory	10-15	Slice Face	High	Pillow
Java	American Hickory	10-15	Rotary	Medium	Micro-Bevel
Latte	European White Oak	5-8	Slice Face	Low	Micro-Bevel
Moonlight	Acacia	15-20	Slice Face	Medium	Micro-Bevel
Natural Acacia	Acacia	15-20	Slice Face	High	Micro-Bevel
Praline	European White Oak	5-8	Slice Face	Low	Micro-Bevel
Riviera	European White Oak	5-8	Slice Face	Low	Micro-Bevel
Toasted Almond	American Hickory	10-15	Slice Face	Medium	Pillow
Toffee	American Hickory	9-15	Rotary	Medium	Micro-Bevel
Wild Blackberry	American Hickory	10-15	Slice Face	Low	Pillow

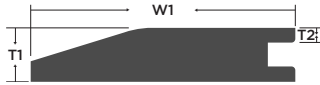




T-Molding							
Color	Item Code	W1	T1	W2	W3	Length	Weight
-	-	Width	Height	-	-	-	Lbs
Autumn Brown	AH12ABTM	1-7/8"	5/8"	1/2"	11/16"	78"	1.7
Bronze	AH10BTM	1-7/8"	5/8"	1/2"	11/16"	78"	1.7
Caramel Cream	AH12CCTM	1-7/8"	5/8"	1/2"	11/16"	78"	1.7
Chestnut	AH10CTM	1-7/8"	5/8"	1/2"	11/16"	78"	1.7
Dawn	AC10DTM	1-3/4"	1/2"	1/2"	5/8"	72"	1.7
Honey Mango	AH12HMTM	1-7/8"	5/8"	1/2"	11/16"	78"	1.7
Java	AH10JTM	1-7/8"	5/8"	1/2"	11/16"	78"	1.7
Latte	TCWO10LTM	1-7/8"	5/8"	1/2"	11/16"	78"	1.7
Moonlight	AC10MTM	1-3/4"	1/2"	1/2"	5/8"	72"	1.7
Acacia Natural	AC10NTM	1-3/4"	1/2"	1/2"	5/8"	72"	1.7
Praline	TCWO10PTM	1-7/8"	5/8"	1/2"	11/16"	78"	1.7
Riviera	TCWO10RTM	1-7/8"	5/8"	1/2"	11/16"	78"	1.7
Toasted Almond	AH12TATM	1-7/8"	5/8"	1/2"	11/16"	78"	1.7
Toffee	AH10TTM	1-7/8"	5/8"	1/2"	11/16"	78"	1.7
Wild Blackberry	AH12WBTM	1-7/8"	5/8"	1/2"	11/16"	78"	1.7



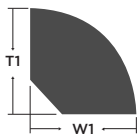
Threshold							
Color	Item Code	W1	T1	W2	T2	Length	Weight
-	-	Width	Height	-	-	-	Lbs
Autumn Brown	AH12ABTH	2"	3/4"	7/8"	3/8"	78"	2.7
Bronze	AH10BTH	2"	3/4"	7/8"	3/8"	78"	2.7
Caramel Cream	AH12CCTH	2"	3/4"	7/8"	3/8"	78"	1.7
Chestnut	AH10CTH	2"	3/4"	7/8"	3/8"	78"	2.7
Dawn	AC10DTH	1-3/4"	3/4"	11/16"	3/8"	72"	2.7
Honey Mango	AH12HMTH	2"	3/4"	7/8"	3/8"	78"	1.7
Java	AH10JTH	2"	3/4"	7/8"	3/8"	78"	2.7
Latte	TCWO10LTH	2"	3/4"	7/8"	3/8"	78"	1.7
Moonlight	AC10MTH	1-3/4"	3/4"	11/16"	3/8"	72"	2.7
Acacia Natural	AC10NTH	1-3/4"	3/4"	11/16"	3/8"	72"	2.7
Praline	TCWO10PTH	2"	3/4"	7/8"	3/8"	78"	1.7
Riviera	TCWO10RTH	2"	3/4"	7/8"	3/8"	78"	1.7
Toasted Almond	AH12TATH	2"	3/4"	7/8"	3/8"	78"	1.7
Toffee	AH10TTH	2"	3/4"	7/8"	3/8"	78"	2.7
Wild Blackberry	AH12WBTH	2"	3/4"	7/8"	3/8"	78"	1.7


**Reducer**

Color	Item Code	W1 Width	T1 Height	T2	Length	Weight Lbs
Autumn Brown	AH12ABRD	2"	1/2"	1/8"	78"	1.7
Bronze	AH10BRD	1-9/16"	3/8"	1/8"	78"	1.7
Caramel Cream	AH12CCRD	2"	1/2"	1/8"	78"	1.7
Chestnut	AH10CRD	1-9/16"	3/8"	1/8"	78"	1.7
Dawn	AC10DRD	1-3/4"	3/8"	1/8"	72"	1.7
Honey Mango	AH12HMRD	2"	1/2"	1/8"	78"	1.7
Java	AH10JRD	1-9/16"	3/8"	1/8"	78"	1.7
Latte	TCWO10LRD	1-1/2"	3/8"	1/8"	78"	1.7
Moonlight	AC10MRD	1-3/4"	3/8"	1/8"	72"	1.7
Acacia Natural	AC10NRD	1-3/4"	3/8"	1/8"	72"	1.7
Praline	TCWO10PRD	1-1/2"	3/8"	1/8"	78"	1.7
Riviera	TCWO10RRD	1-1/2"	3/8"	1/8"	78"	1.7
Toasted Almond	AH12TARD	2"	1/2"	1/8"	78"	1.7
Toffee	AH10TRD	1-9/16"	3/8"	1/8"	78"	1.7
Wild Blackberry	AH12WBRD	2"	1/2"	1/8"	78"	1.7


**Flush Stairnose**

Color	Item Code	W1 Width	T1 Height	T2	T3	Length	Weight Lbs
Autumn Brown	AH12ABSN	3"	3/4"	1/4"	1/2"	78"	2.7
Bronze	AH10BSN	2-3/8"	13/16"	7/16"	3/8"	78"	2.7
Caramel Cream	AH12CCSN	3"	3/4"	1/4"	1/2"	78"	1.7
Chestnut	AH10CSN	2-3/8"	13/16"	7/16"	3/8"	78"	2.7
Dawn	AC10DSN	3-1/2"	3/4"	5/16"	3/8"	72"	2.7
Honey Mango	AH12HMSN	3"	3/4"	1/4"	1/2"	78"	1.7
Java	AH10JSN	2-3/8"	13/16"	7/16"	3/8"	78"	2.7
Latte	TCWO10LSN	2-3/8"	13/16"	7/16"	3/8"	78"	1.7
Moonlight	AC10MSN	3-1/2"	3/4"	5/16"	3/8"	72"	2.7
Acacia Natural	AC10NSN	3-1/2"	3/4"	5/16"	3/8"	72"	2.7
Praline	TCWO10PSN	2-3/8"	13/16"	7/16"	3/8"	78"	1.7
Riviera	TCWO10RSN	2-3/8"	13/16"	7/16"	3/8"	78"	1.7
Toasted Almond	AH12TASN	3"	3/4"	1/4"	1/2"	78"	1.7
Toffee	AH10TSN	2-3/8"	13/16"	7/16"	3/8"	78"	2.7
Wild Blackberry	AH12WBSN	3"	3/4"	1/4"	1/2"	78"	1.7


**Quarter Round**

Color	Item Code	W1 Width	T1 Height	Length	Weight Lbs
Autumn Brown	AHABQR	3/4"	3/4"	78"	1.7
Bronze	AHBQR	3/4"	3/4"	78"	1.7
Caramel Cream	AH12CCQR	3/4"	3/4"	78"	1.7
Chestnut	AH10CQR	3/4"	3/4"	78"	1.7
Dawn	ACGTQR	3/4"	3/4"	78"	1.7
Honey Mango	AHNQR	3/4"	3/4"	78"	1.7
Java	AH10JQR	3/4"	3/4"	78"	1.7
Moonlight	ACNHQR	3/4"	3/4"	78"	1.7
Acacia Natural	ACNQR	3/4"	3/4"	78"	1.7
Toasted Almond	AH12TAQR	3/4"	3/4"	78"	1.7
Toffee	AH12SHQR	3/4"	3/4"	78"	1.7
Wild Blackberry	AH12WBQR	3/4"	3/4"	78"	1.7



# WATERPROOF FLOORING



LW Flooring is proud to present our full line of waterproof flooring which are not only durable and pet friendly, but also inspire your creativity and imagination.

**SAPPHIRE WAVE**  
RIVERSTONE COLLECTION | SPC5SW7



The Riverside Collection combines the durability of vinyl with the beauty of today's contemporary and rustic hardwood floor visuals. Completely waterproof, low-maintenance, pet friendly, scratch & dent resistant, and long lasting this highly durable 20 mil wear layer LVP performs day-in and day-out all while maintaining its incredible look and feel. Easy to install and the performance you expect in LVP, Riverside is the right combination that everyday life demands in a flooring solution.



**Anise**  
EVP7AN9



**Buttercup**  
EVP7BU9



**Cattail**  
EVP7CA9



**Chamomile**  
EVP7CH9



**Foxglove**  
EVP7FO9



**Goldenrod**  
EVP7GO9



**Orchid**  
EVP7OR9



**Papyrus**  
EVP7PP9



**Wisteria**  
EVP7WS9



**Zinnia**  
EVP7ZI9



# FACT SHEET

Testing:		
Critical Radiant Flux	ASTM E648	Class I
Surface Flammability	DOC FF 1-70	Passed
Coefficient of Friction	ASTM 2047	Passed >0.6
Static Load Limit	ASTM F970	Exceeds 3000 lbs (No cushion)
STC Sound Testing*	ASTM E492	71
IIC Sound Testing*	ASTM E989	73
*Sound testing will vary depending upon floor/ceiling assembly		
Floor Score Certified		
Phthalate Free		
PVC	100% Virgin PVC	

Size & Packaging Per Colors				
Color	Size	Pcs. per Carton	Sq/ft per Carton	Ctns. per Pallet
Anise	7.8mm x 9" x 59"	8 pcs (50.19 lbs)	29.27	52
Buttercup	7.8mm x 9" x 59"	8 pcs (50.59 lbs)	29.27	52
Cattail	7.8mm x 9-3/8" x 60"	8 pcs (52.01 lbs)	31.19	52
Chamomile	7.8mm x 9" x 59"	8 pcs (50.59 lbs)	29.27	52
Foxglove	7.8mm x 9" x 59"	8 pcs (50.59 lbs)	29.27	52
Goldenrod	8.0mm x 9" x 70"	6 pcs (46.29 lbs)	26.51	52
Orchid	8.0mm x 9" x 70"	6 pcs (46.29 lbs)	26.51	52
Papyrus	7.8mm x 9" x 59"	8 pcs (50.19 lbs)	29.27	52
Wisteria	7.8mm x 9-3/8" x 60"	8 pcs (52.01 lbs)	31.19	52
Zinnia	7.8mm x 9" x 59"	8 pcs (50.19 lbs)	29.27	52

**Attached Cushion:**  
1.5mm Cork Backing

**Installation:**  
Drop Lock, Click Floating Floor  
*\*(on, above, or below grade)*

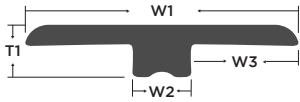
**Edge Treatment:**  
Four-Side Painted Bevel

**Wear Layer:**  
20 mil  
Polyurethane  
Embossed in Register

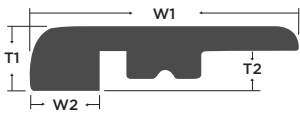
**Warranties:**  
Lifetime Waterproof  
Lifetime Residential Wear  
15 Year Light Commercial Wear

\*See full warranty at [LWFlooring.com](http://LWFlooring.com)





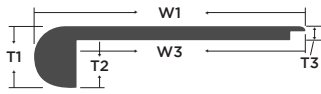
T-Molding							
Color	Item Code	W1 Width	T1 Height	W2	W3	Length	Weight Lbs
Anise	EVP7ANTM	1-3/4"	3/8"	3/8"	11/16"	92"	2.7
Buttercup	EVP7BUTM	1-3/4"	3/8"	3/8"	11/16"	92"	2.7
Cattail	EVP7CATM	1-3/4"	3/8"	3/8"	11/16"	92"	2.7
Chamomile	EVP7CHTM	1-3/4"	3/8"	3/8"	11/16"	92"	2.7
Foxglove	EVP7FOTM	1-3/4"	3/8"	3/8"	11/16"	92"	2.7
Goldenrod	EVP7GOTM	1-3/4"	3/8"	3/8"	11/16"	92"	2.7
Orchid	EVP7ORTM	1-3/4"	3/8"	3/8"	11/16"	92"	2.7
Papyrus	EVP7PPTM	1-3/4"	3/8"	3/8"	11/16"	92"	2.7
Wisteria	EVP7WSTM	1-3/4"	3/8"	3/8"	11/16"	92"	2.7
Zinnia	EVP7ZITM	1-3/4"	3/8"	3/8"	11/16"	92"	2.7



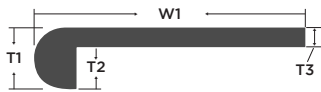
Threshold							
Color	Item Code	W1 Width	T1 Height	W2	T2	Length	Weight Lbs
Anise	EVP7ANTH	1-3/8"	3/8"	3/8"	1/4"	92"	2.7
Buttercup	EVP7BUTH	1-3/8"	3/8"	3/8"	1/4"	92"	2.7
Cattail	EVP7CATH	1-3/8"	3/8"	3/8"	1/4"	92"	2.7
Chamomile	EVP7CHTH	1-3/8"	3/8"	3/8"	1/4"	92"	2.7
Foxglove	EVP7FOTH	1-3/8"	3/8"	3/8"	1/4"	92"	2.7
Goldenrod	EVP7GOTH	1-3/8"	3/8"	3/8"	1/4"	92"	2.7
Orchid	EVP7ORTH	1-3/8"	3/8"	3/8"	1/4"	92"	2.7
Papyrus	EVP7PPTH	1-3/8"	3/8"	3/8"	1/4"	92"	2.7
Wisteria	EVP7WSTH	1-3/8"	3/8"	3/8"	1/4"	92"	2.7
Zinnia	EVP7ZITH	1-3/8"	3/8"	3/8"	1/4"	92"	2.7



Reducer							
Color	Item Code	W1 Width	T1 Height	T2	Length	Weight Lbs	
Anise	EVP7ANRD	1-3/4"	3/8"	5/16"	92"	2.7	
Buttercup	EVP7BURD	1-3/4"	3/8"	5/16"	92"	2.7	
Cattail	EVP7CARD	1-3/4"	3/8"	5/16"	92"	2.7	
Chamomile	EVP7CHRD	1-3/4"	3/8"	5/16"	92"	2.7	
Foxglove	EVP7FORD	1-3/4"	3/8"	5/16"	92"	2.7	
Goldenrod	EVP7GORD	1-3/4"	3/8"	5/16"	92"	2.7	
Orchid	EVP7ORRD	1-3/4"	3/8"	5/16"	92"	2.7	
Papyrus	EVP7PPRD	1-3/4"	3/8"	5/16"	92"	2.7	
Wisteria	EVP7WSRD	1-3/4"	3/8"	5/16"	92"	2.7	
Zinnia	EVP7ZIRD	1-3/4"	3/8"	5/16"	92"	2.7	


**Flush Stairnose**

Color	Item Code	W1 Width	W3	T1 Height	T2	T3	Length	Weight Lbs
Anise	EVP7ANSNF	4-5/16"	3-13/16"	1"	11/16"	7.8mm	92"	2.7
Buttercup	EVP7BUSN	4-5/16"	3-13/16"	1"	11/16"	7.8mm	92"	2.7
Cattail	EVP7CASN	4-5/16"	3-13/16"	1"	11/16"	7.8mm	92"	2.7
Chamomile	EVP7CHSN	4-5/16"	3-13/16"	1"	11/16"	7.8mm	92"	2.7
Foxglove	EVP7FOSN	4-5/16"	3-13/16"	1"	11/16"	7.8mm	92"	2.7
Goldenrod	EVP7GOSN	4-5/16"	3-13/16"	1"	11/16"	8mm	92"	2.7
Orchid	EVP7ORSN	4-5/16"	3-13/16"	1"	11/16"	8mm	92"	2.7
Papyrus	EVP7PPSNF	4-5/16"	3-13/16"	1"	11/16"	7.8mm	92"	2.7
Wisteria	EVP7WSSNF	4-5/16"	3-13/16"	1"	11/16"	7.8mm	92"	2.7
Zinnia	EVP7ZISN	4-5/16"	3-13/16"	1"	11/16"	7.8mm	92"	2.7


**Stair Tread Round Nose**

Color	Item Code	W1 Width	T1 Height	T2	T3	Length	Weight Lbs
Anise	EVP7ANSTR	12"	1-1/5"	7/8"	5/16"	47-1/4"	7.17
Buttercup	EVP7BUSTR	12"	1-1/5"	7/8"	5/16"	47-1/4"	7.17
Cattail	EVP7CASTR	12"	1-1/5"	7/8"	5/16"	47-1/4"	7.17
Chamomile	EVP7CHSTR	12"	1-1/5"	7/8"	5/16"	47-1/4"	7.17
Foxglove	EVP7FOSTR	12"	1-1/5"	7/8"	5/16"	47-1/4"	7.17
Goldenrod	EVP7GOSTR	12"	1-1/5"	7/8"	5/16"	47-1/4"	7.17
Orchid	EVP7ORSTR	12"	1-1/5"	7/8"	5/16"	47-1/4"	7.17
Papyrus	EVP7PPSTR	12"	1-1/5"	7/8"	5/16"	47-1/4"	7.17
Wisteria	EVP7WSSTR	12"	1-1/5"	7/8"	5/16"	47-1/4"	7.17
Zinnia	EVP7ZISTR	12"	1-1/5"	7/8"	5/16"	47-1/4"	7.17



The Riverstone RCV Collection features a 20 mil wear layer, 5.5 mm overall thickness, 100% virgin PVC construction, eco-friendly, low maintenance, long-lasting, waterproof, pet friendly option in vinyl flooring. Stunning Embossed-In-Register (EIR) wood aesthetics, a rich distinct color palette, true-to-life textures all combine to bring the look and feel of nature indoors. Riverstone represents both the luxury and craftsmanship you expect in a Rigid Core Vinyl (RCV) floor.



**Amber Tide**  
SPC5AT7



**Amethyst Cove**  
SPC5AC7



**Citrine Oasis**  
SPC5CO7



**Garnet Bay**  
SPC5GB7



**Havana**  
SPC5HA7



**Moonstone Creek**  
SPC5MC7



**Navajo**  
SPC5NA7



**Peridot Drift**  
SPC5PD7



**Ruby Splash**  
SPC5RS7



**Sapphire Wave**  
SPC5SW7



**Topaz Lagoon**  
SPC5TL7



**Vista**  
SPC5VT7

# FACT SHEET

Testing:		
Critical Radiant Flux	ASTM E648	Class I
Surface Flammability	DOC FF 1-70	Passed
Coefficient of Friction	ASTM 2047	Passed >0.6
Static Load Limit	ASTM F970	Exceeds 3000 lbs (No cushion)
STC Sound Testing*	ASTM E492	68
IIC Sound Testing*	ASTM E989	70
*Sound testing will vary depending upon floor/ceiling assembly		
Floor Score Certified		
Phthalate Free		
PVC	100% Virgin PVC	

Size & Packaging Per Colors				
Color	Size	Pcs. per Carton	Sq/ft per Carton	Ctns. per Pallet
Amber Tide	5.5mm x 7" x 60"	8 pcs (40.69 lbs)	23.32	65
Amethyst Cove	5.5mm x 7" x 48"	10 pcs (42.90 lbs)	23.37	60
Citrine Oasis	5.5mm x 7" x 60"	8 pcs (40.69 lbs)	23.32	65
Garnet Bay	5.5mm x 7" x 60"	8 pcs (40.69 lbs)	23.32	65
Havana	5.5mm x 7" x 60"	8 pcs (40.69 lbs)	23.32	60
Moonstone Creek	5.5mm x 7" x 48"	10 pcs (42.90 lbs)	23.37	60
Navajo	5.5mm x 7" x 60"	8 pcs (40.69 lbs)	23.32	60
Peridot Drift	5.5mm x 7" x 60"	8 pcs (40.69 lbs)	23.32	65
Ruby Splash	5.5mm x 7.08" x 60"	10 pcs (50.00 lbs)	29.51	50
Sapphire Wave	5.5mm x 7" x 60"	8 pcs (40.69 lbs)	23.32	65
Topaz Lagoon	5.5mm x 7" x 60"	8 pcs (40.69 lbs)	23.32	65
Vista	5.5mm x 7" x 60"	8 pcs (40.69 lbs)	23.32	60

**Attached Cushion:**  
1.5mm EVA Backing

**Installation:**  
Click Lock, Click Floating Floor  
\*(on, above, or below grade)

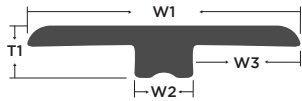
**Edge Treatment:**  
Four-Side Painted Bevel

**Wear Layer:**  
20 mil  
Polyurethane  
Embossed in Register

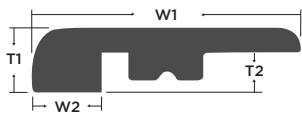
**Warranties:**  
Lifetime Waterproof  
Lifetime Residential Wear  
15 Year Light Commercial Wear

\*See full warranty at [LWFFlooring.com](http://LWFFlooring.com)

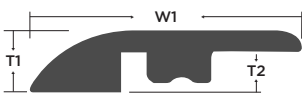




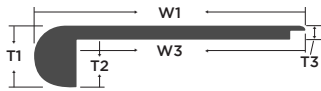
T-Molding							
Color	Item Code	W1	T1	W2	W3	Length	Weight
-	-	Width	Height	-	-	-	Lbs
Amber Tide	SPC5ATTM	1-3/4"	1/4"	3/8"	11/16"	92"	2.7
Amethyst Cove	SPC5ACTM	1-3/4"	1/4"	3/8"	11/16"	92"	2.7
Citrine Oasis	SPC5COTM	1-3/4"	1/4"	3/8"	11/16"	92"	2.7
Garnet Bay	SPC5GBTM	1-3/4"	1/4"	3/8"	11/16"	92"	2.7
Havana	SPC5HATM	1-3/4"	1/4"	3/8"	11/16"	92"	2.7
Moonstone Creek	SPC5MCTM	1-3/4"	1/4"	3/8"	11/16"	92"	2.7
Navajo	SPC5NATM	1-3/4"	1/4"	3/8"	11/16"	92"	2.7
Peridot Drift	SPC5PDTM	1-3/4"	1/4"	3/8"	11/16"	92"	2.7
Ruby Splash	SPC5RSTM	1-3/4"	1/4"	3/8"	11/16"	92"	2.7
Sapphire Wave	SPC5SWTM	1-3/4"	1/4"	3/8"	11/16"	92"	2.7
Topaz Lagoon	SPC5TLTM	1-3/4"	1/4"	3/8"	11/16"	92"	2.7
Vista	SPC5VTTM	1-3/4"	1/4"	3/8"	11/16"	92"	2.7



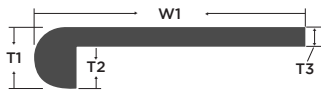
Threshold							
Color	Item Code	W1	T1	W2	T2	Length	Weight
-	-	Width	Height	-	-	-	Lbs
Amber Tide	SPC5ATTH	1-3/8"	1/4"	3/8"	3/16"	92"	2.7
Amethyst Cove	SPC5ACTH	1-3/8"	1/4"	3/8"	3/16"	92"	2.7
Citrine Oasis	SPC5COTH	1-3/8"	1/4"	3/8"	3/16"	92"	2.7
Garnet Bay	SPC5GBTH	1-3/8"	1/4"	3/8"	3/16"	92"	2.7
Havana	SPC5HATH	1-3/8"	1/4"	3/8"	3/16"	92"	2.7
Moonstone Creek	SPC5MCTH	1-3/8"	1/4"	3/8"	3/16"	92"	2.7
Navajo	SPC5NATH	1-3/8"	1/4"	3/8"	3/16"	92"	2.7
Peridot Drift	SPC5PDTH	1-3/8"	1/4"	3/8"	3/16"	92"	2.7
Ruby Splash	SPC5RSTH	1-3/8"	1/4"	3/8"	3/16"	92"	2.7
Sapphire Wave	SPC5SWTH	1-3/8"	1/4"	3/8"	3/16"	92"	2.7
Topaz Lagoon	SPC5TLTH	1-3/8"	1/4"	3/8"	3/16"	92"	2.7
Vista	SPC5VTTH	1-3/8"	1/4"	3/8"	3/16"	92"	2.7



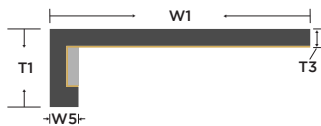
Reducer						
Color	Item Code	W1	T1	T2	Length	Weight
-	-	Width	Height	-	-	Lbs
Amber Tide	SPC5ATRD	1-3/4"	1/4"	3/16"	92"	2.7
Amethyst Cove	SPC5ACRD	1-3/4"	1/4"	3/16"	92"	2.7
Citrine Oasis	SPC5CORD	1-3/4"	1/4"	3/16"	92"	2.7
Garnet Bay	SPC5GBRD	1-3/4"	1/4"	3/16"	92"	2.7
Havana	SPC5HARD	1-3/4"	1/4"	3/16"	92"	2.7
Moonstone Creek	SPC5MCRD	1-3/4"	1/4"	3/16"	92"	2.7
Navajo	SPC5NARD	1-3/4"	1/4"	3/16"	92"	2.7
Peridot Drift	SPC5PDRD	1-3/4"	1/4"	3/16"	92"	2.7
Ruby Splash	SPC5RSRD	1-3/4"	1/4"	3/16"	92"	2.7
Sapphire Wave	SPC5SWRD	1-3/4"	1/4"	3/16"	92"	2.7
Topaz Lagoon	SPC5TLRD	1-3/4"	1/4"	3/16"	92"	2.7
Vista	SPC5VTRD	1-3/4"	1/4"	3/16"	92"	2.7


**Flush Stairnose**

Color	Item Code	W1 Width	W3	T1 Height	T2	T3	Length	Weight Lbs
Amber Tide	SPC5ATSNF	4-5/16"	3-13/16"	1"	13/16"	5.5mm	92"	5.5
Amethyst Cove	SPC5ACSNF	4-5/16"	3-13/16"	1"	13/16"	5.5mm	92"	5.5
Citrine Oasis	SPC5COSNF	4-5/16"	3-13/16"	1"	13/16"	5.5mm	92"	5.5
Garnet Bay	SPC5GBSNF	4-5/16"	3-13/16"	1"	13/16"	5.5mm	92"	5.5
Havana	SPC5HASNF	4-5/16"	3-13/16"	1"	13/16"	5.5mm	92"	5.5
Moonstone Creek	SPC5MCSNF	4-5/16"	3-13/16"	1"	13/16"	5.5mm	92"	5.5
Navajo	SPC5NASNF	4-5/16"	3-13/16"	1"	13/16"	5.5mm	92"	5.5
Peridot Drift	SPC5PDSNF	4-5/16"	3-13/16"	1"	13/16"	5.5mm	92"	5.5
Ruby Splash	SPC5RSSNF	4-5/16"	3-13/16"	1"	13/16"	5.5mm	92"	5.5
Sapphire Wave	SPC5SWSNF	4-5/16"	3-13/16"	1"	13/16"	5.5mm	92"	5.5
Topaz Lagoon	SPC5TLSNF	4-5/16"	3-13/16"	1"	13/16"	5.5mm	92"	5.5
Vista	SPC5VTSNF	4-5/16"	3-13/16"	1"	13/16"	5.5mm	92"	5.5


**Stair Tread Round Nose**

Color	Item Code	W1 Width	T1 Height	T2	T3	Length	Weight Lbs
Amber Tide	SPC5ATSTR	12"	1-1/5"	7/8"	5/16"	47-1/4"	12.5
Amethyst Cove	SPC5ACSTR	12"	1-1/5"	7/8"	5/16"	47-1/4"	12.5
Citrine Oasis	SPC5COSTR	12"	1-1/5"	7/8"	5/16"	47-1/4"	12.5
Garnet Bay	SPC5GBSTR	12"	1-1/5"	7/8"	5/16"	47-1/4"	12.5
Havana	SPC5HASTR	12"	1-1/5"	7/8"	5/16"	47-1/4"	12.5
Moonstone Creek	SPC5MCSTR	12"	1-1/5"	7/8"	5/16"	47-1/4"	12.5
Navajo	SPC5NASTR	12"	1-1/5"	7/8"	5/16"	47-1/4"	12.5
Peridot Drift	SPC5PDSTR	12"	1-1/5"	7/8"	5/16"	47-1/4"	12.5
Ruby Splash	SPC5RSSTR	12"	1-1/5"	7/8"	5/16"	47-1/4"	12.5
Sapphire Wave	SPC5SWSTR	12"	1-1/5"	7/8"	5/16"	47-1/4"	12.5
Topaz Lagoon	SPC5TLSTR	12"	1-1/5"	7/8"	5/16"	47-1/4"	12.5
Vista	SPC5VTSTR	12"	1-1/5"	7/8"	5/16"	47-1/4"	12.5


**Stair Tread Square Nose**

Color	Item Code	W1 Width	T1 Height	W5	T3	Length	Weight Lbs
Amethyst Cove	SPC5ACST	11-13/16"	1-1/2"	1/2"	1/4"	48"	12.5
Garnet Bay	SPC5GBST	11-13/16"	1-1/2"	1/2"	1/4"	48"	12.5
Moonstone Creek	SPC5MCST	11-13/16"	1-1/2"	1/2"	1/4"	48"	12.5
Peridot Drift	SPC5PDST	11-13/16"	1-1/2"	1/2"	1/4"	48"	12.5
Ruby Splash	SPC5RSST	11-13/16"	1-1/2"	1/2"	1/4"	48"	12.5
Sapphire Wave	SPC5SWST	11-13/16"	1-1/2"	1/2"	1/4"	48"	12.5



The Lakeview RCV Collection gives you everything you need in real hardwood looks and natural colors all with the durability and performance of a true rigid core vinyl floor. Featuring a 20 mil wear layer, the latest in sought-after hardwood visuals and designer style colors, this Embossed RCV is waterproof, pet friendly, low maintenance, FloorScore Certified, and sensible all while continuing to bring the look and feel of timeless hardwood to any space in your home.



**Bayfield**  
SPC4BA7



**Breaux Bridge**  
SPC4BB7



**Champlain**  
SPC4CP7



**Hartwell**  
SPC4HA7



**Lochloosa**  
SPC4LL7



**Mackinac Island**  
SPC4MI7



**Marble Falls**  
SPC4MF7



**Sandpoint**  
SPC4SP7



**Victoria**  
SPC4VI7



**Yellowstone**  
SPC4YS7



# FACT SHEET

Testing:		
Critical Radiant Flux	ASTM E648	Class I
Surface Flammability	DOC FF 1-70	Passed
Coefficient of Friction	ASTM 2047	Passed >0.6
Static Load Limit	ASTM F970	Exceeds 3000 lbs (No cushion)
STC Sound Testing*	ASTM E492	71
IIC Sound Testing*	ASTM E989	71
*Sound testing will vary depending upon floor/ceiling assembly		
Floor Score Certified		
Phthalate Free		
PVC	100% Virgin PVC	

**Size:**  
5.0 mm x 7" x 48" Nominal

**Wear Layer:**  
20 mil/ Embossed  
Polyurethane

**Edge Treatment:**  
Four-Side Micro Bevel

**Packaging:**  
10 pcs per carton (39.68 lbs)  
23.67 SF per carton  
60 cartons per pallet

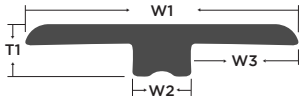
**Warranties:**  
Lifetime Waterproof  
Lifetime Residential Wear  
15 Year Light Commercial Wear

\*See full warranty at [LWFlooring.com](http://LWFlooring.com)

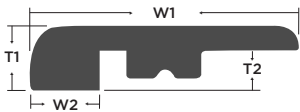
**Installation:**  
Click Lock, Click Floating Floor  
\*(on, above, or below grade)

**Attached Cushion:**  
1.0 mm EVA Cushion



**T-Molding**


Color	Item Code	W1 Width	T1 Height	W2	W3	Length	Weight Lbs
Bayfield	SPC4BATM	1-3/4"	3/8"	3/8"	11/16"	92"	2.7
Breaux Bridge	SPC4BBTM	1-3/4"	3/8"	3/8"	11/16"	92"	2.7
Champlain	SPC4CPTM	1-3/4"	3/8"	3/8"	11/16"	92"	2.7
Hartwell	SPC4HATM	1-3/4"	3/8"	3/8"	11/16"	92"	2.7
Lochloosa	SPC4LLTM	1-3/4"	3/8"	3/8"	11/16"	92"	2.7
Mackinac Island	SPC4MITM	1-3/4"	3/8"	3/8"	11/16"	92"	2.7
Marble Falls	SPC4MFTM	1-3/4"	3/8"	3/8"	11/16"	92"	2.7
Sandpoint	SPC4SPTM	1-3/4"	3/8"	3/8"	11/16"	92"	2.7
Victoria	SPC4VITM	1-3/4"	3/8"	3/8"	11/16"	92"	2.7
Yellowstone	SPC4YSTM	1-3/4"	3/8"	3/8"	11/16"	92"	2.7

**Threshold**


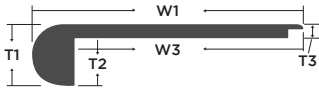
Color	Item Code	W1 Width	T1 Height	W2	T2	Length	Weight Lbs
Bayfield	SPC4BATH	1-3/8"	3/8"	3/8"	3/16"	92"	2.7
Breaux Bridge	SPC4BBTH	1-3/8"	3/8"	3/8"	3/16"	92"	2.7
Champlain	SPC4CPTH	1-3/8"	3/8"	3/8"	3/16"	92"	2.7
Hartwell	SPC4HATH	1-3/8"	3/8"	3/8"	3/16"	92"	2.7
Lochloosa	SPC4LLTH	1-3/8"	3/8"	3/8"	3/16"	92"	2.7
Mackinac Island	SPC4MITH	1-3/8"	3/8"	3/8"	3/16"	92"	2.7
Marble Falls	SPC4MFTH	1-3/8"	3/8"	3/8"	3/16"	92"	2.7
Sandpoint	SPC4SPTH	1-3/8"	3/8"	3/8"	3/16"	92"	2.7
Victoria	SPC4VITH	1-3/8"	3/8"	3/8"	3/16"	92"	2.7
Yellowstone	SPC4YSTH	1-3/8"	3/8"	3/8"	3/16"	92"	2.7

**Reducer**


Color	Item Code	W1 Width	T1 Height	T2	Length	Weight Lbs
Bayfield	SPC4BARD	1-3/4"	3/8"	3/16"	92"	2.7
Breaux Bridge	SPC4BBRD	1-3/4"	3/8"	3/16"	92"	2.7
Champlain	SPC4CPRD	1-3/4"	3/8"	3/16"	92"	2.7
Hartwell	SPC4HARD	1-3/4"	3/8"	3/16"	92"	2.7
Lochloosa	SPC4LLRD	1-3/4"	3/8"	3/16"	92"	2.7
Mackinac Island	SPC4MIRD	1-3/4"	3/8"	3/16"	92"	2.7
Marble Falls	SPC4MFRD	1-3/4"	3/8"	3/16"	92"	2.7
Sandpoint	SPC4SPRD	1-3/4"	3/8"	3/16"	92"	2.7
Victoria	SPC4VIRD	1-3/4"	3/8"	3/16"	92"	2.7
Yellowstone	SPC4YSRD	1-3/4"	3/8"	3/16"	92"	2.7


### Flush Stairnose

Color	Item Code	W1 Width	W3	T1 Height	T2	T3	Length	Weight Lbs
Bayfield	SPC4BASN	4-5/16"	3-13/16"	1"	13/16"	5mm	92"	5.5
Breaux Bridge	SPC4BBSN	4-5/16"	3-13/16"	1"	13/16"	5mm	92"	5.5
Champlain	SPC4CPSN	4-5/16"	3-13/16"	1"	13/16"	5mm	92"	5.5
Hartwell	SPC4HASN	4-5/16"	3-13/16"	1"	13/16"	5mm	92"	5.5
Lochloosa	SPC4LLSN	4-5/16"	3-13/16"	1"	13/16"	5mm	92"	5.5
Mackinac Island	SPC4MISN	4-5/16"	3-13/16"	1"	13/16"	5mm	92"	5.5
Marble Falls	SPC4MFSN	4-5/16"	3-13/16"	1"	13/16"	5mm	92"	5.5
Sandpoint	SPC4SPSN	4-5/16"	3-13/16"	1"	13/16"	5mm	92"	5.5
Victoria	SPC4VISN	4-5/16"	3-13/16"	1"	13/16"	5mm	92"	5.5
Yellowstone	SPC4YSSN	4-5/16"	3-13/16"	1"	13/16"	5mm	92"	5.5



### Stair Tread Round Nose

Color	Item Code	W1 Width	T1 Height	T2	T3	Length	Weight Lbs
Bayfield	SPC4BASTR	12"	1-1/5"	7/8"	5/16"	47-1/4"	7.17
Breaux Bridge	SPC4BBSTR	12"	1-1/5"	7/8"	5/16"	47-1/4"	7.17
Champlain	SPC4CPSTR	12"	1-1/5"	7/8"	5/16"	47-1/4"	7.17
Hartwell	SPC4HASTR	12"	1-1/5"	7/8"	5/16"	47-1/4"	7.17
Lochloosa	SPC4LLSTR	12"	1-1/5"	7/8"	5/16"	47-1/4"	7.17
Mackinac Island	SPC4MISTR	12"	1-1/5"	7/8"	5/16"	47-1/4"	7.17
Marble Falls	SPC4MFSTR	12"	1-1/5"	7/8"	5/16"	47-1/4"	7.17
Sandpoint	SPC4SPSTR	12"	1-1/5"	7/8"	5/16"	47-1/4"	7.17
Victoria	SPC4VISTR	12"	1-1/5"	7/8"	5/16"	47-1/4"	7.17
Yellowstone	SPC4YSSTR	12"	1-1/5"	7/8"	5/16"	47-1/4"	7.17





Our fully waterproof loose-lay LVP flooring is as durable as it is beautiful. Utilizing a 20 mil EIR "Tough as Nails" wearlayer, this easy to install flooring option is perfect for all projects. From the boardroom to the mudroom, the Shires Collection is everything you need in loose-lay LVP.



**Durham**  
SC5DU9



**Essex**  
SC5ES9



**Hampshire**  
SC5HA9



**Kent**  
SC5KE9



**Manchester**  
SC5MA9



**Rutland**  
SC5RU9



**Suffolk**  
SC5SU9



**Wiltshire**  
SC5WI9

# FACT SHEET

Testing:		
Formaldehyde Rating	EN717-1 (California Sec. 01350)	Class E1 (Passed)
Total VOC	California Sec. 01350	Passed (A+)
Fire Rating	Bf1-S1	Passed
Static Load Limit	ASTM F970-07	250 lbf .048mm
Heat Resistance	ASTM F1514-03	0.8
	Floor Score Certified	
	Phthalate Free	
	Fiberglass Enhanced Core	

**Size:**  
5mm x 9" x 60"

**Edge Treatment:**  
Micro Bevel

**Wear Layer:**  
20 mil  
Polyurethane  
EIR- Except Rutland/Wiltshire (Embossed)

**Packaging:**  
6 pcs per carton (44.82 lbs)  
22.41 SF per carton  
52 cartons per pallet

**Warranties:**  
Lifetime Residential  
15 Year Commercial  
\*See full warranty at LWFlooring.com

**Installation:**  
Loose Lay / Glue Down  
\*(on, above, or below grade)

**Color Variation**  
Medium

**Light Sensitivity**  
Low





The Township Collection features a fully waterproof vinyl glue down plank that is designed for both residential and multifamily usage. A high impact, registered, and embossed wear layer protects this beautiful wood visual line for years to come.



**Georgetown**  
TS2GE7



**Hudson**  
TS2HU7



**Rockport**  
TS2RO7



**Springdale**  
TS2SP7



**Nashville**  
TS2NA7



**Seattle**  
TS2SE7

# FACT SHEET

Testing:		
Critical Radiant Flux	ASTM E648	Class I
Surface Flammability	DOC FF 1-70	Passed
Coefficient of Friction	ASTM 2047	Passed >0.6
Static Load Limit	ASTM F970	1300 lbs
STC Sound Testing*	ASTM E90/E413	52
IIC Sound Testing*	ASTM E492/E989	50
*Sound testing will vary depending upon floor/ceiling assembly		
Floor Score Certified		
Phthalate Free		
PVC	100% Virgin PVC	

**Size:**  
2mm x 7.25" x 48" Nominal

**Wear Layer:**  
8 mil/ Embossed  
Poly Urethane UV Matte

**Edge Treatment:**  
No Bevel- Square

**Packaging:**  
24 pcs per carton (46 lbs)  
58.05 SF per carton  
55 cartons per pallet

**Warranties:**  
20 Year Waterproof  
20 Year Residential Wear  
10 Year Light Commercial Wear

\*See full warranty at [LWFlooring.com](http://LWFlooring.com)

**Installation:**  
Full Spread Adhesive

**StrapSet Sample SKU's Only**  
S-TS2x4  
S-TS2x6

**Product Classification:**  
ASTM F1700 Class III, Type B





LW Flooring is proud to introduce Odyssey, a truly 100% waterproof click lock/floating laminate floor. This collection has unmatched durability and uncompromised wood look visuals.



**Avalon**  
LOD12AL7



**Contessa**  
LOD12CO7



**Expedition**  
LOD12EX7



**Mariposa**  
LOD12MA7



**Nautilus**  
LOD12NA7



**Resplendent**  
LOD12RE7



**Serendipity**  
LOD12SE7



**Wanderlust**  
LOD12WA7



**Windsor**  
LOD12WI7



**Zodiac**  
LOD12ZO7



# FACT SHEET

Testing:		
Thickness Swell	NALFA 3.2	Class 4
Xenon Light Resistance	NALFA 3.3	Class 4
Cleanability/Stain Resistance	NALFA 3.4	Class 4
Floor Score Certified		

Size:
12.0 mm x 7-2/3" x 59-3/4"

Packaging:
6 pcs per carton (42.33 lbs)
19.08 SF per carton
60 cartons per pallet

Installation:
Click Lock, Click Floating Floor *(on, above, or below grade)

Abrasion Classification:
Melamine with Aluminum Oxide

Attached Cushion:
2.0 mm EVA Cushion

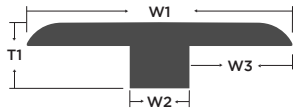
Edge Treatment:
Four-Sided Painted Enhanced Bevel

Warranties:
Lifetime Residential Wear
Lifetime Residential Stain & Fade
15 Year Light Commercial Wear

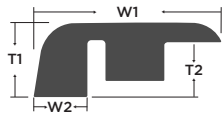
Surface Effect:
Embossed in Register

\*See full warranty at [LWFFlooring.com](http://LWFFlooring.com)

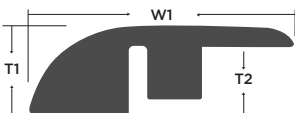




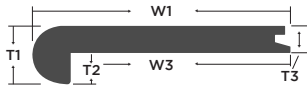
T-Molding							
Color	Item Code	W1	T1	W2	W3	Length	Weight
-	-	Width	Height	-	-	-	Lbs
Avalon	LOD12ALTM	1-3/4"	15/32"	3/8"	11/16"	92"	1.39
Contessa	LOD12COTM	1-3/4"	15/32"	3/8"	11/16"	92"	1.39
Expedition	LOD12EXTM	1-3/4"	15/32"	3/8"	11/16"	92"	1.39
Mariposa	LOD12MATM	1-3/4"	15/32"	3/8"	11/16"	92"	1.39
Nautilus	LOD12NATM	1-3/4"	15/32"	3/8"	11/16"	92"	1.39
Resplendent	LOD12RETM	1-3/4"	15/32"	3/8"	11/16"	92"	1.39
Serendipity	LOD12SETM	1-3/4"	15/32"	3/8"	11/16"	92"	1.39
Wanderlust	LOD12WATM	1-3/4"	15/32"	3/8"	11/16"	92"	1.39
Windsor	LOD12WITM	1-3/4"	15/32"	3/8"	11/16"	92"	1.39
Zodiac	LOD12ZOTM	1-3/4"	15/32"	3/8"	11/16"	92"	1.39



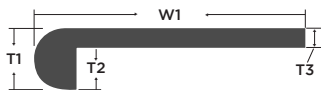
Threshold							
Color	Item Code	W1	T1	W2	T2	Length	Weight
-	-	Width	Height	-	-	-	Lbs
Avalon	LOD12ALTH	1-3/8"	19/32"	3/8"	1/2"	92"	1.59
Contessa	LOD12COTH	1-3/8"	19/32"	3/8"	1/2"	92"	1.59
Expedition	LOD12EXTH	1-3/8"	19/32"	3/8"	1/2"	92"	1.59
Mariposa	LOD12MATH	1-3/8"	19/32"	3/8"	1/2"	92"	1.59
Nautilus	LOD12NATH	1-3/8"	19/32"	3/8"	1/2"	92"	1.59
Resplendent	LOD12RETH	1-3/8"	19/32"	3/8"	1/2"	92"	1.59
Serendipity	LOD12SETH	1-3/8"	19/32"	3/8"	1/2"	92"	1.59
Wanderlust	LOD12WATH	1-3/8"	19/32"	3/8"	1/2"	92"	1.59
Windsor	LOD12WITH	1-3/8"	19/32"	3/8"	1/2"	92"	1.59
Zodiac	LOD12ZOTH	1-3/8"	19/32"	3/8"	1/2"	92"	1.59



Reducer							
Color	Item Code	W1	T1	T2	Length	Weight	
-	-	Width	Height	-	-	Lbs	
Avalon	LOD12ALRD	1-3/4"	19/32"	1/2"	92"	1.76	
Contessa	LOD12CORD	1-3/4"	19/32"	1/2"	92"	1.76	
Expedition	LOD12EXRD	1-3/4"	19/32"	1/2"	92"	1.76	
Mariposa	LOD12MARD	1-3/4"	19/32"	1/2"	92"	1.76	
Nautilus	LOD12NARD	1-3/4"	19/32"	1/2"	92"	1.76	
Resplendent	LOD12RERD	1-3/4"	19/32"	1/2"	92"	1.76	
Serendipity	LOD12SERD	1-3/4"	19/32"	1/2"	92"	1.76	
Wanderlust	LOD12WARD	1-3/4"	19/32"	1/2"	92"	1.76	
Windsor	LOD12WIRD	1-3/4"	19/32"	1/2"	92"	1.76	
Zodiac	LOD12ZORD	1-3/4"	19/32"	1/2"	92"	1.76	



Flush Stairnose									
Color	Item Code	W1	W3	T1	T2	T3	Length	Weight	
-	-	Width	-	Height	-	-	-	-	Lbs
Avalon	LOD12ALSN	4-5/16"	3-13/16"	15/16"	7/16"	12mm	92"	5.7	
Contessa	LOD12COSN	4-5/16"	3-13/16"	15/16"	7/16"	12mm	92"	5.7	
Expedition	LOD12EXSN	4-5/16"	3-13/16"	15/16"	7/16"	12mm	92"	5.7	
Mariposa	LOD12MASN	4-5/16"	3-13/16"	15/16"	7/16"	12mm	92"	5.7	
Nautilus	LOD12NASN	4-5/16"	3-13/16"	15/16"	7/16"	12mm	92"	5.7	
Resplendent	LOD12RESN	4-5/16"	3-13/16"	15/16"	7/16"	12mm	92"	5.7	
Serendipity	LOD12SESN	4-5/16"	3-13/16"	15/16"	7/16"	12mm	92"	5.7	
Wanderlust	LOD12WASN	4-5/16"	3-13/16"	15/16"	7/16"	12mm	92"	5.7	
Windsor	LOD12WISN	4-5/16"	3-13/16"	15/16"	7/16"	12mm	92"	5.7	
Zodiac	LOD12ZOSN	4-5/16"	3-13/16"	15/16"	7/16"	12mm	92"	5.7	



Stair Tread Round Nose								
Color	Item Code	W1	T1	T2	T3	Length	Weight	
-	-	Width	Height	-	-	-	-	Lbs
Avalon	LOD12ALSTR	11-13/16"	1-1/16"	9/16"	1/2"	47-1/4"	11.81	
Contessa	EVP7BUTH	11-13/16"	1-1/16"	9/16"	1/2"	47-1/4"	11.81	
Expedition	LOD12EXSTR	11-13/16"	1-1/16"	9/16"	1/2"	47-1/4"	11.81	
Mariposa	EVP7BUTM	11-13/16"	1-1/16"	9/16"	1/2"	47-1/4"	11.81	
Nautilus	EVP7CHRD	11-13/16"	1-1/16"	9/16"	1/2"	47-1/4"	11.81	
Resplendent	EVP7CHSTR	11-13/16"	1-1/16"	9/16"	1/2"	47-1/4"	11.81	
Serendipity	EVP7CHTH	11-13/16"	1-1/16"	9/16"	1/2"	47-1/4"	11.81	
Wanderlust	EVP7CHTM	11-13/16"	1-1/16"	9/16"	1/2"	47-1/4"	11.81	
Windsor	EVP7FORD	11-13/16"	1-1/16"	9/16"	1/2"	47-1/4"	11.81	
Zodiac	LOD12ZOSTR	11-13/16"	1-1/16"	9/16"	1/2"	47-1/4"	11.81	



The Cascades Collection boasts exceptional durability, complete waterproof protection and a timeless, worry-free style for any room in your home.



**Abbot**  
LCA10AB7



**Bowstring**  
LCA10B07



**Emory**  
LCA10EM7



**Lafayette**  
LCA10LA7



**Northshore**  
LCA10NO7



**Pemberton**  
LCA10PE7

# FACT SHEET

**Size:**

10mm x 7-2/3" x 59-1/2"

**Color Variation:**

Low

**Installation:**

Click Lock, Click Floating Floor  
\*(on, above, or below grade)

**Light Sensitivity:**

Low

**Finish:**

Aluminum Oxide

**Edge Treatment:**

Painted Beveled

**Surface:**

Embossed in Register

**Milling:**

Tongue and Groove

**Certification:**

Lacey Act & Carb II Compliant

**Attached Cushion**

IXPE Pad

**Packaging:**

25.35 SF per carton

1521 SF per pallet

60 cartons per pallet

**Warranties:**

Lifetime Residential Warranty

10 Year Light Commercial

\*See full warranty at [LWFlooring.com](http://LWFlooring.com)





# SPARTA

ADHESIVE

by



LW Flooring is proud to offer a variety of adhesive & primer flooring products to maximize your LW floors lifetime and natural beauty. Each adhesive and primer has recommended usages with specific product types, depending on your installation needs.



LW Flooring is proud to offer industry leading adhesive & primer flooring products to maximize your LW floors lifetime and natural beauty. Each adhesive and primer has recommended usages with specific product types, depending on your installation needs.

## Adhesives



**Warloc PS**  
Pressure Sensitive Adhesive



**Singulock**  
Urethane Hybrid Adhesive

## Primer




**Phalanx PR**  
Universal Latex Primer

# FACT SHEET

Specifications						
Name	Type	RH	pH	MVER	Shelf Life	
Singulock	Hybrid Moisture Barrier & Adhesive	85%	-	15 lbs	1 Year	
Warloc PS	Firm-set, Modified Adaptive Pressure Sensitive Adhesive	99%	5-12	12 lbs	2 Year	
Phalanx PR	Universal Latex Primer Coating	75%	5-14	5 lbs	2 Year	

Specifications Continued						
Color	Open Time	Working Time	Cure Time	Light/Heavy Traffic	Coverage	Size
Singulock	-	-	12 hrs	12hrs	20-40 ft <sup>2</sup> /gal	5 Gal
Warloc PS	20-30	20-30 MIN(PSA); 12 HRS(SEMI-WET)	12 hrs	0 MIN (PSA); 12 HRS (SEMI-WET)/24hrs	90-350 ft <sup>2</sup> /gal	4 Gal
Phalanx PR	-	-	30-60 min	-	300-450 ft <sup>2</sup> /gal	4 Gal







# QUALITY PRODUCTS. QUALITY CARE.

LW Flooring puts our customers best interest at the forefront.

If you need any assistance, we are here to help.

Reach out to us Monday - Friday, 8AM - 6PM EST.

