



CATALOG

— 2024 —



Who is LW Flooring?

From our humble beginnings in 2007 in Gainesville, Florida, LW Flooring has been built on a foundation of not just quality products that are built to last, but quality in our people and the relationships we build over the years.

Yes, we sell gorgeous engineered hardwood, tough as nails vinyl plank, innovative 3D imprinted, and laminate hard surface products. We also sell the simplicity of beauty, refinement, vision, purpose, lasting quality, and our people understand this in every one of our collections. These collections are carefully thought out for your home or project.

At LW Flooring we can't wait to meet your vision, gain your trust, and help you find the floor you can fall in love with!

Our Mission.

LW Flooring is a Florida based flooring distributor that is on a mission to help bring unmatched beauty, durability, sustainability, inspiration, along with high quality products and services to our partners and their clients. We inspire our partners with vision and reward them with incredible service while striving to expand our market leadership. At LW Flooring we believe it is not just a floor, but **"A Lifetime of Memories"**.



Navigate our Table of Contents.

To visit collection webpages, please select or scan the QR Codes on the appropriate catalog page, or visit our website.

Engineered Hardwood

Paradise Island.....5

Pristine.....8

Vintage Elegance.....11

Renaissance.....14

Sonoma Valley.....17

French Impressions.....21

Traditions.....24

3D Digital Printed

Grand Nature.....32

Waterproof Vinyl

Riverside.....36

Riverstone.....40

Lakeview.....44

Shires.....48

Township.....50

Laminate

Odyssey.....52

Adhesive & Primer

Sparta Adhesive.....57



ENGINEERED HARDWOOD



LW Flooring is proud to present our full line of engineered wood flooring that was envisioned & designed to exceed the demands of builders, interior designers, architects, and residential consumers.

VERONA
RENAISSANCE COLLECTION | RCW014V7



The Paradise Island Collection is a true masterpiece that can transform any space with its elegant refinement, natural beauty and sophistication. Featuring 10-1/4" wide European Oak planks 5/8" thick and up to 86-5/8" in length along with a 4mm wire-brushed veneer, this collection is the perfect union of nature's splendor and human artistry. From the shoreline to the ridgeline- Paradise Island is at home anywhere.



Alimia
PIWO15A10



Bali
PIWO15B10



Caicos
PIWO15C10



Fiji
PIWO15F10



Linosa
PIWO15L10



Maui
PIWO15M10



Nevis
PIWO15N10



Oahu
PIWO15O10



Tahiti
PIWO15T10

FACT SHEET

Size:

5/8" x 10-1/4" x RL up to 86-5/8"

Gloss Level:

All Colors <8

Installation:

Float, Glue Down, Nail
*(on, above, or below grade)

Species:

European White Oak

Finish:

Polyurethane with Aluminum Oxide

Color Variation:

Low/Medium

Surface:

Wirebrushed

Milling:

Tongue and Groove

Certification:

Lacey Act & Carb II Compliant

Face Veneer:

Sawn Face

Light Sensitivity:

Low/Medium

Edge Treatment:

Micro-Bevel: Alimia, Linosa, Maui, Nevis
Bevel: Bali, Caicos, Fiji, Oahu

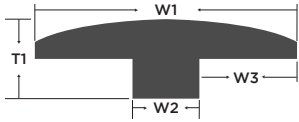
Packaging:

36.94 SF per carton
1477.6 SF per pallet
40 cartons per pallet

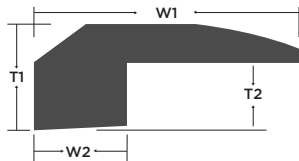
Warranties:

Lifetime Residential Warranty
5 Year Light Commercial
*See full warranty at LW Flooring.com

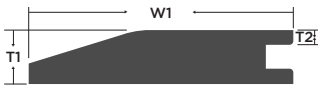




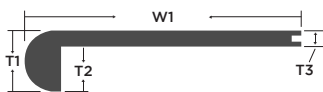
T-Molding							
Color	Item Code	W1	T1	W2	W3	Length	Weight
-	-	Width	Height	-	-	-	Lbs
Alimia	EW015ATM	1-7/8"	5/8"	1/2"	11/16"	78"	2.7
Bali	EW015BTM	1-7/8"	5/8"	1/2"	11/16"	78"	2.7
Caicos	EW015CTM	1-7/8"	5/8"	1/2"	11/16"	78"	2.7
Fiji	EW015FTM	1-7/8"	5/8"	1/2"	11/16"	78"	2.7
Linosa	EW015LTM	1-7/8"	5/8"	1/2"	11/16"	78"	2.7
Maui	EW015MTM	1-7/8"	5/8"	1/2"	11/16"	78"	2.7
Nevis	EW015NTM	1-7/8"	5/8"	1/2"	11/16"	78"	2.7
Oahu	EW015OTM	1-7/8"	5/8"	1/2"	11/16"	78"	2.7
Tahiti	EW015TTM	1-7/8"	5/8"	1/2"	11/16"	78"	2.7



Threshold							
Color	Item Code	W1	T1	W2	T2	Length	Weight
-	-	Width	Height	-	-	-	Lbs
Alimia	EW015ATH	2"	7/8"	27/32"	1/2"	78"	2.7
Bali	EW015BTH	2"	7/8"	27/32"	1/2"	78"	2.7
Caicos	EW015CTH	2"	7/8"	27/32"	1/2"	78"	2.7
Fiji	EW015FTH	2"	7/8"	27/32"	1/2"	78"	2.7
Linosa	EW015LTH	2"	7/8"	27/32"	1/2"	78"	2.7
Maui	EW015MTH	2"	7/8"	27/32"	1/2"	78"	2.7
Nevis	EW015NTH	2"	7/8"	27/32"	1/2"	78"	2.7
Oahu	EW015OTH	2"	7/8"	27/32"	1/2"	78"	2.7
Tahiti	EW015TTH	2"	7/8"	27/32"	1/2"	78"	2.7



Reducer						
Color	Item Code	W1	T1	T2	Length	Weight
-	-	Width	Height	-	-	Lbs
Alimia	EW015ARD	2"	19/32"	3/16"	78"	2.7
Bali	EW015BRD	2"	19/32"	3/16"	78"	2.7
Caicos	EW015CRD	2"	19/32"	3/16"	78"	2.7
Fiji	EW015FRD	2"	19/32"	3/16"	78"	2.7
Linosa	EW015LRD	2"	19/32"	3/16"	78"	2.7
Maui	EW015MRD	2"	19/32"	3/16"	78"	2.7
Nevis	EW015NRD	2"	19/32"	3/16"	78"	2.7
Oahu	EW015ORD	2"	19/32"	3/16"	78"	2.7
Tahiti	EW015TRD	2"	19/32"	3/16"	78"	2.7



Flush Stairnose							
Color	Item Code	W1	T1	T2	T3	Length	Weight
-	-	Width	Height	-	-	-	Lbs
Alimia	EW015ASN	3"	13/16"	7/32"	5/8"	78"	5.5
Bali	EW015BSN	3"	13/16"	7/32"	5/8"	78"	5.5
Caicos	EW015CSN	3"	13/16"	7/32"	5/8"	78"	5.5
Fiji	EW015FSN	3"	13/16"	7/32"	5/8"	78"	5.5
Linosa	EW015LSN	3"	13/16"	7/32"	5/8"	78"	5.5
Maui	EW015MSN	3"	13/16"	7/32"	5/8"	78"	5.5
Nevis	EW015NSN	3"	13/16"	7/32"	5/8"	78"	5.5
Oahu	EW015OSN	3"	13/16"	7/32"	5/8"	78"	5.5
Tahiti	EW015TSN	3"	13/16"	7/32"	5/8"	78"	5.5



The Pristine Collection includes Select Grade European White Oak with a combination of organic movement meeting inspired accents of undertone colors to capture the pure beauty of your space. Pristine features a 3mm premium sawn veneer that is 7-1/4" W x 9/16" thick and planks up to 74-3/4" RL.



Cambria
PCWO14C7



Hiawatha
PCWO14H7



Lambert
PCWO14L7



Monarch
PCWO14M7



Portage
PCWO14P7

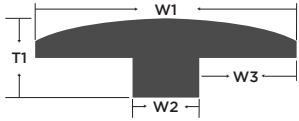


Sonata
PCWO14S7

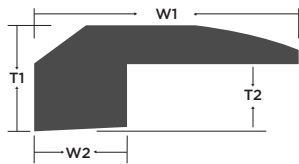
FACT SHEET

<p>Size:</p> <p>9/16" x 7-1/2" x RL up to 74-3/4"</p>	<p>Gloss Level:</p> <p>3-5 All Colors Except Hiawatha(5-7)</p>	<p>Installation:</p> <p>Float, Glue Down, Nail *(on, above, or below grade)</p>
<p>Species:</p> <p>European White Oak</p>	<p>Finish:</p> <p>Polyurethane with Aluminum Oxide</p>	<p>Color Variation:</p> <p>Low</p>
<p>Surface:</p> <p>Wirebrushed</p>	<p>Milling:</p> <p>Tongue and Groove</p>	<p>Certification:</p> <p>Lacey Act & Carb II Compliant</p>
<p>Face Veneer:</p> <p>Sawn Face</p>	<p>Light Sensitivity:</p> <p>Low</p>	<p>Edge Treatment:</p> <p>Micro-Bevel</p>
<p>Packaging:</p> <p>31.09 SF per carton 1243.60 SF per pallet 40 cartons per pallet</p>		<p>Warranties:</p> <p>Lifetime Residential Warranty 5 Year Light Commercial *See full warranty at LWFlooring.com</p>

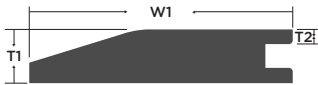




T-Molding							
Color	Item Code	W1	T1	W2	W3	Length	Weight
-	-	Width	Height	-	-	-	Lbs
Cambria	PCWO14CTM	1-7/8"	5/8"	1/2"	11/16"	78"	2.7
Hiawatha	PCWO14HTM	1-7/8"	5/8"	1/2"	11/16"	78"	2.7
Lambert	PCWO14LTM	1-7/8"	5/8"	1/2"	11/16"	78"	1.7
Monarch	PCWO14MTM	1-7/8"	5/8"	1/2"	11/16"	78"	2.7
Portage	EWO14POTM	1-7/8"	5/8"	1/2"	11/16"	78"	1.7
Sonata	PCWO14STM	1-7/8"	5/8"	1/2"	11/16"	78"	2.7



Threshold							
Color	Item Code	W1	T1	W2	T2	Length	Weight
-	-	Width	Height	-	-	-	Lbs
Cambria	PCWO14CTH	2"	7/8"	7/8"	1/2"	78"	2.7
Hiawatha	PCWO14HTH	2"	7/8"	7/8"	1/2"	78"	2.7
Lambert	PCWO14LTH	2"	7/8"	7/8"	1/2"	78"	1.7
Monarch	PCWO14MTH	2"	7/8"	7/8"	1/2"	78"	2.7
Portage	EWO14POTH	2"	7/8"	7/8"	1/2"	78"	2.7
Sonata	PCWO14STH	2"	7/8"	7/8"	1/2"	78"	2.7



Reducer						
Color	Item Code	W1	T1	T2	Length	Weight
-	-	Width	Height	-	-	Lbs
Cambria	PCWO14CRD	2"	9/16"	3/16"	78"	1.7
Hiawatha	PCWO14HRD	2"	9/16"	3/16"	78"	1.7
Lambert	PCWO14LRD	2"	9/16"	3/16"	78"	1.7
Monarch	PCWO14MRD	2"	9/16"	3/16"	78"	1.7
Portage	EWO14PORD	2"	9/16"	3/16"	78"	1.7
Sonata	PCWO14SRD	2"	9/16"	3/16"	78"	1.7



Flush Stairnose							
Color	Item Code	W1	T1	T2	T3	Length	Weight
-	-	Width	Height	-	-	-	Lbs
Cambria	PCWO14CSN	2-3/8"	13/16"	1/4"	9/16"	78"	1.7
Hiawatha	PCWO14HSN	2-3/8"	13/16"	1/4"	9/16"	78"	1.7
Lambert	PCWO14LSN	2-3/8"	13/16"	1/4"	9/16"	78"	1.7
Monarch	PCWO14MSN	2-3/8"	13/16"	1/4"	9/16"	78"	1.7
Portage	EWO14POSN	2-3/8"	13/16"	1/4"	9/16"	78"	2.7
Sonata	PCWO14SSN	2-3/8"	13/16"	1/4"	9/16"	78"	1.7



The Vintage Elegance Collection features American Hickory & European White Oak that provides a rustic visual symphony of dramatic depth in a UV Oil wire-brushed finish. Utilizing a 4mm sawn face veneer and planks that are 7-1/4" W x 5/8" thick and up to 74-3/4" in length Vintage Elegance excels in warmth and craftsmanship.



Aspendale
VEAH15A7
American Hickory



Emilia
VEWO15E7
European White Oak



Kingsley
VEWO15K7
European White Oak



Norwich
VEWO15N7
European White Oak



Rosemont
VEWO15R7
European White Oak



Urbino
VEWO15U7
European White Oak



Wentworth
VEWO15W7
European White Oak

FACT SHEET

Specifications			
Color	Species	Gloss Level	Color Variation
Apendale	American Hickory	<10	Medium/High
Emilia	European White Oak	4-7	Medium
Kingsley	European White Oak	7-13	Medium
Rosemont	European White Oak	7-13	Medium
Norwich	European White Oak	7-13	Medium
Urbino	European White Oak	7-13	Medium
Wentworth	European White Oak	7-13	Medium

Size:
5/8" x 7-1/2" x RL up to 74-3/4"

Finish:
UV Oil

Installation:
Glue Down, Nail
*(on, above, or below grade)

Surface:
Wirebrushed

Milling:
Tongue and Groove

Certification:
Lacey Act & Carb II Compliant

Face Veneer:
Sawn Face

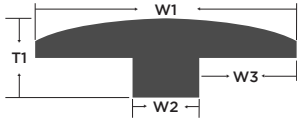
Light Sensitivity:
Low

Edge Treatment:
Micro-Bevel

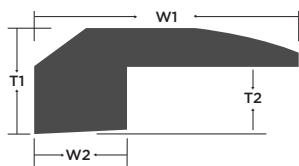
Packaging:
31.09 SF per carton
1243.60 SF per pallet
40 cartons per pallet

Warranties:
Lifetime Residential Warranty
5 Year Light Commercial
*See full warranty at LWFFlooring.com

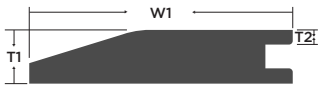



T-Molding

Color	Item Code	W1 Width	T1 Height	W2	W3	Length	Weight Lbs
Aspendale	AH15ATM	1-7/8"	5/8"	1/2"	11/16"	78"	1.7
Emilia	EWO14EMTM	1-7/8"	5/8"	1/2"	11/16"	78"	1.7
Kingsley	RWO15KTM	1-7/8"	5/8"	1/2"	11/16"	78"	1.7
Norwich	VEWO15NTM	1-7/8"	5/8"	1/2"	11/16"	78"	1.7
Rosemont	RWO15RTM	1-7/8"	5/8"	1/2"	11/16"	78"	1.7
Urbino	VEWO14URTM	1-7/8"	5/8"	1/2"	11/16"	78"	1.7
Wentworth	VEWO15WTM	1-7/8"	5/8"	1/2"	11/16"	78"	1.7


Threshold

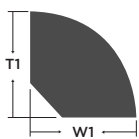
Color	Item Code	W1 Width	T1 Height	W2	T2	Length	Weight Lbs
Aspendale	AH15ATH	2"	7/8"	7/8"	1/2"	78"	2.7
Emilia	EWO14EMTH	2"	7/8"	7/8"	1/2"	78"	2.7
Kingsley	RWO15KTH	2"	7/8"	7/8"	1/2"	78"	2.7
Norwich	VEWO15NTH	2"	7/8"	7/8"	1/2"	78"	2.7
Rosemont	RWO15RTH	2"	7/8"	7/8"	1/2"	78"	2.7
Urbino	VEWO14URTH	2"	7/8"	7/8"	1/2"	78"	2.7
Wentworth	VEWO15WTH	2"	7/8"	7/8"	1/2"	78"	2.7


Reducer

Color	Item Code	W1 Width	T1 Height	T2	Length	Weight Lbs
Aspendale	AH15ARD	2"	5/8"	3/16"	78"	1.7
Emilia	VEWO15EMRD	2"	5/8"	3/16"	78"	1.7
Kingsley	RWO15KRD	2"	5/8"	3/16"	78"	1.7
Norwich	VEWO15NRD	2"	5/8"	3/16"	78"	1.7
Rosemont	RWO15RRD	2"	5/8"	3/16"	78"	1.7
Urbino	VEWO15URRD	2"	5/8"	3/16"	78"	1.7
Wentworth	VEWO15WRD	2"	5/8"	3/16"	78"	1.7


Flush Stairnose

Color	Item Code	W1 Width	T1 Height	T2	T3	Length	Weight Lbs
Aspendale	AH15ASN	3"	13/16"	3/16"	5/8"	78"	2.7
Emilia	VEWO15EMSN	3"	13/16"	3/16"	5/8"	78"	2.7
Kingsley	RWO15KSN	3"	13/16"	3/16"	5/8"	78"	2.7
Norwich	VEWO15NSN	3"	13/16"	3/16"	5/8"	78"	2.7
Rosemont	RWO15RSN	3"	13/16"	3/16"	5/8"	78"	2.7
Urbino	VEWO15URSN	3"	13/16"	3/16"	5/8"	78"	2.7
Wentworth	VEWO15WSN	3"	13/16"	3/16"	5/8"	78"	2.7


Quarter Round

Color	Item Code	W1 Width	T1 Height	Length	Weight Lbs
Kingsley	RWO15KQR	3/4"	3/4"	78"	1.7
Rosemont	RWO15RQR	3/4"	3/4"	78"	1.7



The Renaissance Collection, measuring 7-1/2" W x 9/16" thick with planks up to 74-3/4"L, offers a versatile and classic 3mm veneer in a European White Oak wire-brushed finish. Renaissance sets to inspire without sacrifice, utilizing timeless charm and authentic refusal of design limitation. Warm meets cool in this collection with undeniable sensory interest.



Capri
RCWO14C7
Polyurethane



Ferrara
RCWO14F7
Polyurethane



Haenna
RCWO14H7
Polyurethane



Jenne
RCWO14J7
Polyurethane



Mantua
RCWO14M7
Natural Oil



Palermo
RCWO14PA7
Polyurethane



Salerno
RCWO14S7
Polyurethane



Sorrento
RCWO14SO7
Polyurethane



Venice
RCWO14VE7
Polyurethane



Verona
RCWO14V7
Polyurethane

FACT SHEET

Size & Packaging					
Color	Size	Sq/ft per Carton	Sq/ft per Pallet	Ctns. per Pallet	
Capri	9/16" x 7-1/2" x RL up to 74-3/4"	31.09	1243.60	40	
Ferrara	9/16" x 7-1/2" x RL up to 74-3/4"	31.09	1243.60	40	
Haenna	9/16" x 7-1/2" x RL up to 74-3/4"	31.09	1243.60	40	
Jenne	9/16" x 7-1/2" x RL up to 74-3/4"	31.09	1243.60	40	
Mantua	9/16" x 7-1/2" x RL up to 74-3/4"	31.09	1243.60	40	
Palermo	9/16" x 7-1/2" x RL up to 75-1/4"	31.25	1250	40	
Salerno	9/16" x 7-1/2" x RL up to 74-3/4"	31.09	1243.60	40	
Sorrento	9/16" x 7-1/2" x RL up to 74-3/4"	31.09	1243.60	40	
Venice	9/16" x 7-1/2" x RL up to 75-1/4"	31.25	1250	40	
Verona	9/16" x 7-1/2" x RL up to 74-3/4"	31.09	1243.60	40	

Specifications						
Color	Finish	Gloss Level	Face Veneer	Color Variation	Installation	
Capri	Polyurethane w/Aluminum Oxide	2-8	Slice Face	High	Float, Glue, Nail	
Ferrara	Polyurethane w/Aluminum Oxide	4-7	Slice Face	Medium	Float, Glue, Nail	
Haenna	Polyurethane w/Aluminum Oxide	2-8	Slice Face	Medium	Float, Glue, Nail	
Jenne	Polyurethane w/Aluminum Oxide	<8	Sawn Face	Medium	Float, Glue, Nail	
Mantua	Natural Oil	2-9	Slice Face	Medium	Glue Down, Nail	
Palermo	Polyurethane w/Aluminum Oxide	<8	Sawn Face	Medium	Float, Glue, Nail	
Salerno	Polyurethane w/Aluminum Oxide	2-8	Slice Face	Medium	Float, Glue, Nail	
Sorrento	Polyurethane w/Aluminum Oxide	2-8	Slice Face	High	Float, Glue, Nail	
Venice	Polyurethane w/Aluminum Oxide	<8	Sawn Face	Medium	Float, Glue, Nail	
Verona	Polyurethane w/Aluminum Oxide	2-8	Slice Face	Medium	Float, Glue, Nail	

Species:

European White Oak

Milling:

Tongue and Groove

Certification:

Lacey Act & Carb II Compliant

Edge Treatment:

Micro-Bevel

Warranties:

Lifetime Residential Warranty

5 Year Light Commercial

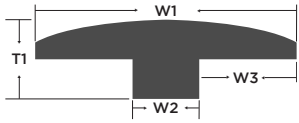
 *See full warranty at LWFlooring.com
Surface:

Wirebrushed

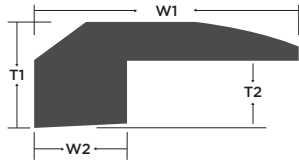
Light Sensitivity:

Mid/Low

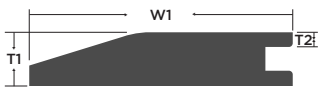



T-Molding

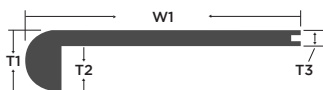
Color	Item Code	W1 Width	T1 Height	W2	W3	Length	Weight Lbs
Capri	RCWO14CTM	1-7/8"	5/8"	1/2"	11/16"	78"	1.7
Ferrara	EW014EMTM	1-7/8"	5/8"	1/2"	11/16"	78"	1.7
Haenna	EW014HTM	1-7/8"	5/8"	1/2"	11/16"	78"	1.7
Jenne	EW014JTM	1-7/8"	5/8"	1/2"	11/16"	78"	1.7
Mantua	EW014MATM	1-7/8"	5/8"	1/2"	11/16"	78"	1.7
Palermo	EW014PTM	1-7/8"	5/8"	1/2"	11/16"	78"	1.7
Salerno	EW014STM	1-7/8"	5/8"	1/2"	11/16"	78"	1.7
Sorrento	RCWO14SOTM	1-7/8"	5/8"	1/2"	11/16"	78"	1.7
Venice	EW014VTM	1-7/8"	5/8"	1/2"	11/16"	78"	1.7
Verona	EW014VETM	1-7/8"	5/8"	1/2"	11/16"	78"	1.7


Threshold

Color	Item Code	W1 Width	T1 Height	W2	T2	Length	Weight Lbs
Capri	RCWO14CTH	2"	7/8"	7/8"	1/2"	78"	2.7
Ferrara	EW014EMTH	2"	7/8"	7/8"	1/2"	78"	2.7
Haenna	EW014HTH	2"	7/8"	7/8"	1/2"	78"	1.7
Jenne	EW014JTH	2"	7/8"	7/8"	1/2"	78"	1.7
Mantua	EW014MATH	2"	7/8"	7/8"	1/2"	78"	2.7
Palermo	EW014PTH	2"	7/8"	7/8"	1/2"	78"	2.7
Salerno	EW014STH	2"	7/8"	7/8"	1/2"	78"	2.7
Sorrento	RCWO14SOTH	2"	7/8"	7/8"	1/2"	78"	2.7
Venice	EW014VTH	2"	7/8"	7/8"	1/2"	78"	2.7
Verona	EW014VETH	2"	7/8"	7/8"	1/2"	78"	2.7


Reducer

Color	Item Code	W1 Width	T1 Height	T2	Length	Weight Lbs
Capri	RCWO14CRD	2"	9/16"	3/16"	78"	1.7
Ferrara	EW014EMRD	2"	9/16"	3/16"	78"	1.7
Haenna	EW014HRD	2"	9/16"	3/16"	78"	1.7
Jenne	EW014JRD	2"	9/16"	3/16"	78"	1.7
Mantua	EW014MARD	2"	9/16"	3/16"	78"	1.7
Palermo	EW014PRD	2"	9/16"	3/16"	78"	1.7
Salerno	EW014SRD	2"	9/16"	3/16"	78"	1.7
Sorrento	RCWO14SORD	2"	9/16"	3/16"	78"	1.7
Venice	EW014VRD	2"	9/16"	3/16"	78"	1.7
Verona	EW014VERD	2"	9/16"	3/16"	78"	1.7


Flush Stairnose

Color	Item Code	W1 Width	T1 Height	T2	T3	Length	Weight Lbs
Capri	RCWO14CSN	2-3/8"	13/16"	1/4"	9/16"	78"	2.7
Ferrara	EW014EMSN	2-3/8"	13/16"	1/4"	9/16"	78"	2.7
Haenna	EW014HSN	2-3/8"	13/16"	1/4"	9/16"	78"	2.7
Jenne	EW014JSN	2-3/8"	13/16"	1/4"	9/16"	78"	1.7
Mantua	EW014MASN	2-3/8"	13/16"	1/4"	9/16"	78"	2.7
Palermo	EW014PSN	2-3/8"	13/16"	1/4"	9/16"	78"	2.7
Salerno	EW014SSN	2-3/8"	13/16"	1/4"	9/16"	78"	2.7
Sorrento	RCWO14SOSN	2-3/8"	13/16"	1/4"	9/16"	78"	2.7
Venice	EW014VSN	2-3/8"	13/16"	1/4"	9/16"	78"	2.7
Verona	EW014VESN	2-3/8"	13/16"	1/4"	9/16"	78"	2.7



The Sonoma Valley Collection is LW's most diverse wood offering which includes Hickory, Maple, Walnut, and European Oak species in varying widths, groundbreaking movements, lively accents, and deep textures. This intriguing wood line features a 2mm veneer that goes from rustic to regal all in one stunning collection.



Amarone
SV2AH12A37
American Hickory



Cabernet
SV2AH12C37
American Hickory



Merlot
SV2AH12M37
American Hickory



Sherry
SV2AH12S37
American Hickory



Tokaji
SVAH12T7
American Hickory



Port
SVAW12P7
American Walnut



Brunello
SVW012B7
European White Oak



Chardonnay
SVW012C7P
European White Oak



Fresia
SVW012F7
European White Oak



Godello
SVW012GO7
European White Oak



Madeira
SVW012MA7P
European White Oak



Syrah
SVW012S7
European White Oak

FACT SHEET

Specifications						
Color	Size	Sq/ft per Carton	Sq/ft per Pallet	Ctns. per Pallet	Light Sensitivity	
Amarone	1/2" x 3"/7-1/2" mixed x RL up to 74-3/4"	21.92	1491.24	68	Low	
Brunello	1/2" x 7-1/2" x RL up to 75-1/4"	31.25	1406.25	45	Mid-Low	
Cabernet	1/2" x 3"/7-1/2" mixed x RL up to 74-3/4"	21.92	1491.24	68	Low	
Chardonnay	1/2" x 7-1/2" x RL up to 75-1/4"	31.25	1406.25	45	Mid-Low	
Fresia	1/2" x 7-1/2" x 75-1/4" RL	31.25	1406.25	45	Mid-Low	
Godello	1/2" x 7-1/2" x 75-1/4" RL	31.25	1406.25	45	Mid-Low	
Madeira	1/2" x 7-1/2" x RL up to 75-1/4"	31.25	1406.25	45	Mid-Low	
Merlot	1/2" x 3"/7-1/2" mixed x RL up to 74-3/4"	21.92	1491.24	68	Low	
Port	1/2" x 7-1/2" x RL up to 72"	22.46	1347.60	60	Low	
Sherry	1/2" x 3"/7-1/2" mixed x RL up to 74-3/4"	21.92	1491.24	68	Low	
Syrah	1/2" x 7-1/2" x RL up to 75-1/4"	31.25	1406.25	45	Mid-Low	
Tokaji	1/2" x 7-1/2" x RL up to 74-3/4"	23.32	1399.20	60	Med	

Specifications Continued					
Color	Species	Gloss Level	Face Veneer	Color Variation	Surface
Amarone	American Hickory	6-10	Sawn Face	Medium	Wirebrushed & Handscraped
Brunello	European White Oak	≤8	Sliced Face	Medium	Wirebrushed
Cabernet	American Hickory	6-10	Sawn Face	Medium	Wirebrushed & Handscraped
Chardonnay	European White Oak	≤8	Sliced Face	Medium	Wirebrushed
Fresia	European White Oak	≤8	Sliced Face	Medium	Wirebrushed
Godello	European White Oak	≤8	Sliced Face	Medium	Wirebrushed
Madeira	European White Oak	≤8	Sliced Face	Medium	Wirebrushed
Merlot	American Hickory	6-10	Sawn Face	Medium	Wirebrushed & Handscraped
Port	American Walnut	6-10	Sliced Face	Medium	Wirebrushed
Sherry	American Hickory	6-10	Sawn Face	Medium	Wirebrushed & Handscraped
Syrah	European White Oak	≤8	Sliced Face	Medium	Wirebrushed
Tokaji	American Hickory	3-7	Sliced Face	High	Handscraped

Finish:

Polyurethane with Aluminum Oxide

Milling:

Tongue and Groove

Certification:

Lacey Act & Carb II Compliant

Edge Treatment:

Micro-Beveled

Warranties:

 Lifetime Residential Warranty
 5 Year Light Commercial

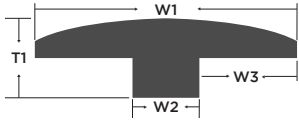
*See full warranty at LWFlooring.com

Installation:

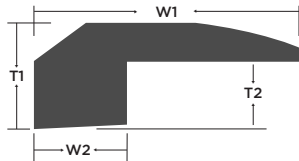
Float, Glue, Nail

*(on, above, or below grade)

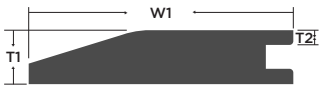



T-Molding

Color	Item Code	W1 Width	T1 Height	W2	W3	Length	Weight Lbs
Amarone	AH12ATM	1-7/8"	5/8"	1/2"	11/16"	78"	1.7
Brunello	SVWO12BRTM	1-7/8"	5/8"	1/2"	11/16"	78"	1.7
Cabernet	AH12CATM	1-7/8"	5/8"	1/2"	11/16"	78"	1.7
Chardonnay	EWO12CHTM	1-7/8"	5/8"	1/2"	11/16"	78"	1.7
Fresia	EVP7FOTM	1-7/8"	5/8"	1/2"	11/16"	78"	2.7
Godello	EVP7LORD	1-7/8"	5/8"	1/2"	11/16"	78"	2.7
Madeira	EWO14VTM	1-7/8"	5/8"	1/2"	11/16"	78"	1.7
Merlot	AH12METM	1-7/8"	5/8"	1/2"	11/16"	78"	1.7
Port	AW12NTM	1-7/8"	5/8"	1/2"	11/16"	78"	1.7
Sherry	AH12SHTM	1-7/8"	5/8"	1/2"	11/16"	78"	1.7
Syrah	SVWO12SYTM	1-7/8"	5/8"	1/2"	11/16"	78"	1.7
Tokaji	AH12TTM	1-7/8"	5/8"	1/2"	11/16"	78"	1.7


Threshold

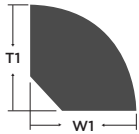
Color	Item Code	W1 Width	T1 Height	W2	T2	Length	Weight Lbs
Amarone	AH12ATH	2"	3/4"	7/8"	3/8"	78"	2.7
Brunello	SVWO12BRTH	2"	3/4"	7/8"	3/8"	78"	2.7
Cabernet	AH12CATH	2"	3/4"	7/8"	3/8"	78"	2.7
Chardonnay	EWO12CHTH	2"	3/4"	7/8"	3/8"	78"	2.7
Fresia	EVP7FOTH	2"	3/4"	7/8"	3/8"	78"	2.7
Godello	EVP7LOQR	2"	3/4"	7/8"	3/8"	78"	1.7
Madeira	EWO12MDTH	2"	3/4"	7/8"	3/8"	78"	1.7
Merlot	AH12METH	2"	3/4"	7/8"	3/8"	78"	2.7
Port	AW12NTH	2"	3/4"	7/8"	3/8"	78"	2.7
Sherry	AH12SHTH	2"	3/4"	7/8"	3/8"	78"	2.7
Syrah	SVWO12SYTH	2"	3/4"	7/8"	3/8"	78"	2.7
Tokaji	AH12TTH	2"	3/4"	7/8"	3/8"	78"	1.7


Reducer

Color	Item Code	W1 Width	T1 Height	T2	Length	Weight Lbs
Amarone	AH12ARD	2"	1/2"	1/8"	78"	1.7
Brunello	SVWO12BRRD	2"	1/2"	1/8"	78"	1.7
Cabernet	AH12CARD	2"	1/2"	1/8"	78"	1.7
Chardonnay	EWO12CHRD	2"	1/2"	1/8"	78"	1.7
Fresia	EVP7FOSN	2"	1/2"	1/8"	78"	2.7
Godello	EVP7IRTH	2"	1/2"	1/8"	78"	2.7
Madeira	EWO12MDRD	2"	1/2"	1/8"	78"	1.7
Merlot	AH12MERD	2"	1/2"	1/8"	78"	1.7
Port	AW12NRD	2"	1/2"	1/8"	78"	1.7
Sherry	AH12SHRD	2"	1/2"	1/8"	78"	1.7
Syrah	SVWO12SYRD	2"	1/2"	1/8"	78"	1.7
Tokaji	AH12TRD	2"	1/2"	1/8"	78"	1.7


Flush Stairnose

Color	Item Code	W1 Width	T1 Height	T2	T3	Length	Weight Lbs
Amarone	AH12ASN	3"	3/4"	1/4"	1/2"	78"	2.7
Brunello	SVWO12BRSN	3"	3/4"	1/4"	1/2"	78"	2.7
Cabernet	AH12CASN	3"	3/4"	1/4"	1/2"	78"	2.7
Chardonnay	EWO12CHSN	3"	3/4"	1/4"	1/2"	78"	2.7
Fresia	EVP7FOSTR	3"	3/4"	1/4"	1/2"	78"	2.7
Godello	EVP7IRTm	3"	3/4"	1/4"	1/2"	78"	2.7
Madeira	EWO12MDSN	3"	3/4"	1/4"	1/2"	78"	2.7
Merlot	AH12MESN	3"	3/4"	1/4"	1/2"	78"	2.7
Port	AW12NSN	3"	3/4"	1/4"	1/2"	78"	2.7
Sherry	AH12SHSN	3"	3/4"	1/4"	1/2"	78"	2.7
Syrah	SVWO12SYSN	3"	3/4"	1/4"	1/2"	78"	2.7
Tokaji	AH12TSN	3"	3/4"	1/4"	1/2"	78"	1.7


Quarter Round

Color	Item Code	W1 Width	T1 Height	Length	Weight Lbs
Cabernet	AH12CAQR	3/4"	3/4"	78"	1.7
Chardonnay	EWOMQR	3/4"	3/4"	78"	1.7
Madeira	EWOVQR	3/4"	3/4"	78"	1.7
Merlot	AH12MEQR	3/4"	3/4"	78"	1.7
Sherry	AH12SHQR	3/4"	3/4"	78"	1.7
Tokaji	AH12TQR	3/4"	3/4"	78"	1.7



Our French Impressions Collection features European White Oak veneers that are on planks 7" W x 3/8" thick and lengths up to 71" in size. Offered in today's most sought after design colors, French Impressions showcases a gentle wire-brushed finish that values simplicity over excess. This collection is a striking canvas of modern beauty for your home for years to come.



Boudin
FIWO10B7



Cezanne
FIWO10C7



Degas
FIWO10D7



Monet
FIWO10M7



Pissarro
FIWO10P7



Renoir
FIWO10R7



Toulouse
FIWO10T7



Van Gogh
FIWO10V7

FACT SHEET

Size:

3/8" x 7" x RL up to 71"

Gloss Level:

5-8

Installation:

Glue Down, Nail

*(on, above, or below grade)

Species:

European White Oak

Finish:

Polyurethane w/ Aluminum Oxide

Edge Treatment:

Micro-Bevel

Surface:

Wirebrushed

Milling:

Tongue and Groove

Certification:

Lacey Act & Carb II Compliant

Face Veneer:

Slice Face

Light Sensitivity:

Low

Packaging:

34.49 SF per carton

1552.05 SF per pallet

45 cartons per pallet

Color Variation:

Low - Degas

Medium - Cezanne, Monet, Renoir

High - Boudin, Pissaro, Toulouse, Van Gogh

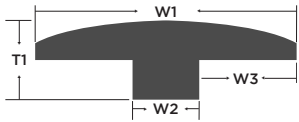
Warranties:

Lifetime Residential Warranty

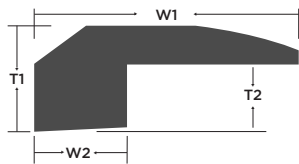
5 Year Light Commercial

*See full warranty at LWFlooring.com

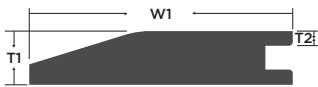



T-Molding

Color	Item Code	W1 Width	T1 Height	W2	W3	Length	Weight Lbs
Boudin	FIWO10BTM	1-7/8"	5/8"	1/2"	11/16"	78"	1.7
Cezanne	FIWO10CTM	1-7/8"	5/8"	1/2"	11/16"	78"	1.7
Degas	FIWO10DTM	1-7/8"	5/8"	1/2"	11/16"	78"	1.7
Monet	FIWO10MTM	1-7/8"	5/8"	1/2"	11/16"	78"	1.7
Pissarro	FIWO10PTM	1-7/8"	5/8"	1/2"	11/16"	78"	1.7
Renoir	FIWO10RTM	1-7/8"	5/8"	1/2"	11/16"	78"	1.7
Toulouse	FIWO10TTM	1-7/8"	5/8"	1/2"	11/16"	78"	1.7
Van Gogh	FIWO10VTM	1-7/8"	5/8"	1/2"	11/16"	78"	1.7


Threshold

Color	Item Code	W1 Width	T1 Height	W2	T2	Length	Weight Lbs
Boudin	FIWO10BTH	2"	3/4"	7/8"	1/2"	78"	1.7
Cezanne	FIWO10CTH	2"	3/4"	7/8"	1/2"	78"	1.7
Degas	FIWO10DTH	2"	3/4"	7/8"	1/2"	78"	1.7
Monet	FIWO10MTH	2"	3/4"	7/8"	1/2"	78"	1.7
Pissarro	FIWO10PTH	2"	3/4"	7/8"	1/2"	78"	1.7
Renoir	FIWO10RTH	2"	3/4"	7/8"	1/2"	78"	1.7
Toulouse	FIWO10TTH	2"	3/4"	7/8"	1/2"	78"	1.7
Van Gogh	FIWO10VTH	2"	3/4"	7/8"	1/2"	78"	1.7


Reducer

Color	Item Code	W1 Width	T1 Height	T2	Length	Weight Lbs
Boudin	FIWO10BRD	1-9/16"	3/8"	1/8"	78"	1.7
Cezanne	FIWO10CRD	1-9/16"	3/8"	1/8"	78"	1.7
Degas	FIWO10DRD	1-9/16"	3/8"	1/8"	78"	1.7
Monet	FIWO10MRD	1-9/16"	3/8"	1/8"	78"	1.7
Pissarro	FIWO10PRD	1-9/16"	3/8"	1/8"	78"	1.7
Renoir	FIWO10RRD	1-9/16"	3/8"	1/8"	78"	1.7
Toulouse	FIWO10TRD	1-9/16"	3/8"	1/8"	78"	1.7
Van Gogh	FIWO10VRD	1-9/16"	3/8"	1/8"	78"	1.7


Flush Stairnose

Color	Item Code	W1 Width	T1 Height	T2	T3	Length	Weight Lbs
Boudin	FIWO10BSN	2-3/8"	13/16"	7/16"	3/8"	78"	1.7
Cezanne	FIWO10CSN	2-3/8"	13/16"	7/16"	3/8"	78"	1.7
Degas	FIWO10DSN	2-3/8"	13/16"	7/16"	3/8"	78"	1.7
Monet	FIWO10MSN	2-3/8"	13/16"	7/16"	3/8"	78"	1.7
Pissarro	FIWO10PSN	2-3/8"	13/16"	7/16"	3/8"	78"	1.7
Renoir	FIWO10RSN	2-3/8"	13/16"	7/16"	3/8"	78"	1.7
Toulouse	FIWO10TSN	2-3/8"	13/16"	7/16"	3/8"	78"	1.7
Van Gogh	FIWO10VSN	2-3/8"	13/16"	7/16"	3/8"	78"	1.7



The Traditions Collection is a nostalgic line-up of handscrapped and smooth finished Acacia, Birch, and American Hickory wood species at 5"W x 3/8" thick and planks up to 47-1/4" in length. Unmistakably rich in color and texture, Traditions is full of character with a heritage of style giving each floor its own distinct personality.



Dawn
HSAC10D5
Acacia



Moonlight
HSAC10M5
Acacia



Moonshine
HSB10M5
Birch



Honey
HSB10H5
Birch



Natural Acacia
HSAC10N5
Acacia



Bronze
HSAH10B5
American Hickory



Chestnut
HSAH10C5
American Hickory



Cider
HSAH10C15
American Hickory



Java
HSAH10J5
American Hickory



Mocha
HSAH10M5
American Hickory



Toffee
HSAH10T5
American Hickory



Autumn Brown
HSAH12AB5
American Hickory



Caramel Cream
TCAH12CC6
American Hickory



Honey Mango
TCAH12HM6
American Hickory



Toasted Almond
TCAH12TA6
American Hickory



Wild Blackberry
TCAH12WB6
American Hickory



Coffee
HSB10C5
Birch

FACT SHEET

Specifications						
Color	Size	Sq/ft per Carton	Sq/ft per Pallet	Ctns. per Pallet	Installation	
Autumn Brown	1/2" x 5" x RL up to 47-1/4"	32.80	1049.60	32	Float, Glue, Nail	
Bronze	3/8" x 5" x RL up to 47-1/4"	32.80	1049.60	32	Glue, Nail	
Caramel Cream	1/2" x 6" x RL up to 73"	36.61	1317.96	36	Float, Glue, Nail	
Chestnut	3/8" x 5" x RL up to 47-1/4"	32.80	1049.60	32	Glue, Nail	
Cider	3/8" x 5" x RL up to 47-1/4"	32.80	1049.60	32	Glue, Nail	
Coffee	3/8" x 5" x RL up to 47-1/4"	32.80	1049.60	32	Glue, Nail	
Dawn	3/8" x 5" x RL up to 47-1/4"	34.45	1653.60	48	Glue, Nail	
Honey	3/8" x 5" x RL up to 47-1/4"	32.80	1049.60	32	Glue, Nail	
Honey Mango	1/2" x 6" x RL up to 73"	36.61	1317.96	36	Float, Glue, Nail	
Java	3/8" x 5" x RL up to 47-1/4"	32.80	1049.60	32	Glue, Nail	
Mocha	3/8" x 5" x RL up to 47-1/4"	32.80	1049.60	32	Glue, Nail	
Moonlight	3/8" x 5" x RL up to 47-1/4"	34.45	1653.60	48	Glue, Nail	
Moonshine	3/8" x 5" x RL up to 47-1/4"	32.80	1049.60	32	Glue, Nail	
Natural Acacia	3/8" x 5" x RL up to 47-1/4"	34.45	1653.60	48	Glue, Nail	
Toasted Almond	1/2" x 6" x RL up to 73"	36.61	1317.96	36	Float, Glue, Nail	
Toffee	3/8" x 5" x RL up to 47-1/4"	32.80	1049.60	32	Glue, Nail	
Wild Blackberry	1/2" x 6" x RL up to 73"	36.61	1317.96	36	Float, Glue, Nail	

Finish:

Polyurethane w/Aluminum Oxide

Milling:

Tongue and Groove

Certification:

Lacey Act & Carb II Compliant

Light Sensitivity:

Low

Warranties:

 Lifetime Residential Warranty
 5 Year Light Commercial

*See full warranty at LWFlooring.com

Surface:

Handscraped

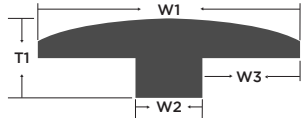


FACT SHEET

Specifications Continued

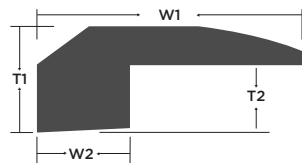
Color	Species	Gloss Level	Face Veneer	Color Variation	Edge Treatment
Autumn Brown	American Hickory	9-15	Rotary	Medium	Micro-Bevel
Bronze	American Hickory	10-15	Rotary	Medium	Micro-Bevel
Caramel Cream	American Hickory	10-15	Slice Face	Medium	Pillow
Chestnut	American Hickory	10-15	Rotary	Medium	Micro-Bevel
Cider	American Hickory	9-15	Rotary	Medium	Micro-Bevel
Coffee	Birch	20-25	Rotary	Medium	Micro-Bevel
Dawn	Acacia	15-20	Slice Face	Medium	Micro-Bevel
Honey	Birch	20-25	Rotary	Medium	Micro-Bevel
Honey Mango	American Hickory	10-15	Slice Face	High	Pillow
Java	American Hickory	10-15	Rotary	Medium	Micro-Bevel
Mocha	American Hickory	10-15	Rotary	Medium	Micro-Bevel
Moonlight	Acacia	15-20	Slice Face	Medium	Micro-Bevel
Moonshine	Birch	9-15	Rotary	Medium	Micro-Bevel
Natural Acacia	Acacia	15-20	Slice Face	High	Micro-Bevel
Toasted Almond	American Hickory	10-15	Slice Face	Medium	Pillow
Toffee	American Hickory	9-15	Rotary	Medium	Micro-Bevel
Wild Blackberry	American Hickory	10-15	Slice Face	Low	Pillow





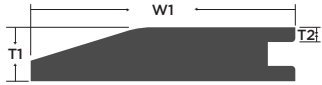
T-Molding

Color	Item Code	W1 Width	T1 Height	W2	W3	Length	Weight Lbs
Autumn Brown	AH12ABTM	1-7/8"	5/8"	1/2"	11/16"	78"	1.7
Bronze	AH10BTM	1-7/8"	5/8"	1/2"	11/16"	78"	1.7
Caramel Cream	AH12CCTM	1-7/8"	5/8"	1/2"	11/16"	78"	1.7
Chestnut	AH10CTM	1-7/8"	5/8"	1/2"	11/16"	78"	1.7
Cider	AH10CITM	1-7/8"	5/8"	1/2"	11/16"	78"	1.7
Coffee	B10CTM	1-7/8"	5/8"	1/2"	11/16"	78"	1.7
Dawn	AC10DTM	1-3/4"	1/2"	1/2"	5/8"	72"	1.7
Honey	B10HTM	1-7/8"	5/8"	1/2"	11/16"	78"	1.7
Honey Mango	AH12HMTM	1-7/8"	5/8"	1/2"	11/16"	78"	1.7
Java	AH10JTM	1-7/8"	5/8"	1/2"	11/16"	78"	1.7
Mocha	AH10MTM	1-7/8"	5/8"	1/2"	11/16"	78"	1.7
Moonlight	AC10MTM	1-3/4"	1/2"	1/2"	5/8"	72"	1.7
Moonshine	B10MTM	1-7/8"	5/8"	1/2"	11/16"	78"	1.7
Acacia Natural	AC10NTM	1-3/4"	1/2"	1/2"	5/8"	72"	1.7
Toasted Almond	AH12TATM	1-7/8"	5/8"	1/2"	11/16"	78"	1.7
Toffee	AH10TTM	1-7/8"	5/8"	1/2"	11/16"	78"	1.7
Wild Blackberry	AH12WBTM	1-7/8"	5/8"	1/2"	11/16"	78"	1.7



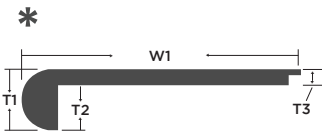
Threshold

Color	Item Code	W1 Width	T1 Height	W2	T2	Length	Weight Lbs
Autumn Brown	AH12ABTH	2"	3/4"	7/8"	3/8"	78"	2.7
Bronze	AH10BTH	2"	3/4"	7/8"	3/8"	78"	2.7
Caramel Cream	AH12CCTH	2"	3/4"	7/8"	3/8"	78"	1.7
Chestnut	AH10CTH	2"	3/4"	7/8"	3/8"	78"	2.7
Cider	AH10CITH	2"	3/4"	7/8"	3/8"	78"	2.7
Coffee	B10CTH	2"	3/4"	7/8"	3/8"	78"	2.7
Dawn	AC10DTH	1-3/4"	3/4"	11/16"	3/8"	72"	2.7
Honey	B10HTH	2"	3/4"	7/8"	3/8"	78"	2.7
Honey Mango	AH12HMTH	2"	3/4"	7/8"	3/8"	78"	1.7
Java	AH10JTH	2"	3/4"	7/8"	3/8"	78"	2.7
Mocha	AH10MTH	2"	3/4"	7/8"	3/8"	78"	2.7
Moonlight	AC10MTH	1-3/4"	3/4"	11/16"	3/8"	72"	2.7
Moonshine	B10MTH	2"	3/4"	7/8"	3/8"	78"	2.7
Acacia Natural	AC10NTH	1-3/4"	3/4"	11/16"	3/8"	72"	2.7
Toasted Almond	AH12TATH	2"	3/4"	7/8"	3/8"	78"	1.7
Toffee	AH10TTH	2"	3/4"	7/8"	3/8"	78"	2.7
Wild Blackberry	AH12WBTH	2"	3/4"	7/8"	3/8"	78"	1.7



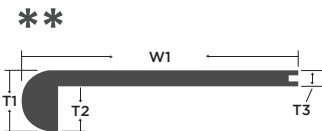
Reducer

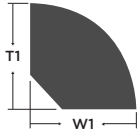

Color	Item Code	W1 Width	T1 Height	T2	Length	Weight Lbs
Autumn Brown	AH12ABRD	2"	1/2"	1/8"	78"	1.7
Bronze	AH10BRD	1-9/16"	3/8"	1/8"	78"	1.7
Caramel Cream	AH12CCRD	2"	1/2"	1/8"	78"	1.7
Chestnut	AH10CRD	1-9/16"	3/8"	1/8"	78"	1.7
Cider	AH10CIRD	1-9/16"	3/8"	1/8"	78"	1.7
Coffee	B10CRD	1-9/16"	3/8"	1/8"	78"	1.7
Dawn	AC10DRD	1-3/4"	3/8"	1/8"	72"	1.7
Honey	B10HRD	1-9/16"	3/8"	1/8"	78"	1.7
Honey Mango	AH12HMRD	2"	1/2"	1/8"	78"	1.7
Java	AH10JRD	1-9/16"	3/8"	1/8"	78"	1.7
Mocha	AH10MRD	1-9/16"	3/8"	1/8"	78"	1.7
Moonlight	AC10MRD	1-3/4"	3/8"	1/8"	72"	1.7
Moonshine	B10MRD	1-9/16"	3/8"	1/8"	78"	1.7
Acacia Natural	AC10NRD	1-3/4"	3/8"	1/8"	72"	1.7
Toasted Almond	AH12TARD	2"	1/2"	1/8"	78"	1.7
Toffee	AH10TRD	1-9/16"	3/8"	1/8"	78"	1.7
Wild Blackberry	AH12WBRD	2"	1/2"	1/8"	78"	1.7



Flush Stairnose

Color	Item Code	W1 Width	T1 Height	T2	T3	Length	Weight Lbs
Autumn Brown**	AH12ABSN	3"	3/4"	1/4"	1/2"	78"	2.7
Bronze*	AH10BSN	2-3/8"	13/16"	7/16"	3/8"	78"	2.7
Caramel Cream**	AH12CCSN	3"	3/4"	1/4"	1/2"	78"	1.7
Chestnut*	AH10CSN	2-3/8"	13/16"	7/16"	3/8"	78"	2.7
Cider*	AH10CISN	2-3/8"	13/16"	7/16"	3/8"	78"	2.7
Coffee*	B10CSN	2-3/8"	13/16"	7/16"	3/8"	78"	2.7
Dawn*	AC10DSN	3-1/2"	3/4"	5/16"	3/8"	72"	2.7
Honey*	B10HSN	2-3/8"	13/16"	7/16"	3/8"	78"	2.7
Honey Mango**	AH12HMSN	3"	3/4"	1/4"	1/2"	78"	1.7
Java*	AH10JSN	2-3/8"	13/16"	7/16"	3/8"	78"	2.7
Mocha*	AH10MSN	2-3/8"	13/16"	7/16"	3/8"	78"	2.7
Moonlight*	AC10MSN	3-1/2"	3/4"	5/16"	3/8"	72"	2.7
Moonshine*	B10MSN	2-3/8"	13/16"	7/16"	3/8"	78"	2.7
Acacia Natural*	AC10NSN	3-1/2"	3/4"	5/16"	3/8"	72"	2.7
Toasted Almond**	AH12TASN	3"	3/4"	1/4"	1/2"	78"	1.7
Toffee*	AH10TSN	2-3/8"	13/16"	7/16"	3/8"	78"	2.7
Wild Blackberry**	AH12WBSN	3"	3/4"	1/4"	1/2"	78"	1.7





Quarter Round					
Color	Item Code	W1	T1	Length	Weight
-	-	Width	Height	-	Lbs
Autumn Brown	AHABQR	3/4"	3/4"	78"	1.7
Bronze	AHBQR	3/4"	3/4"	78"	1.7
Caramel Cream	AH12CCQR	3/4"	3/4"	78"	1.7
Chestnut	AH10CQR	3/4"	3/4"	78"	1.7
Cider	AH12MEQR	3/4"	3/4"	78"	1.7
Coffee	B10CQR	3/4"	3/4"	78"	1.7
Dawn	ACGTQR	3/4"	3/4"	78"	1.7
Honey	B10HQR	3/4"	3/4"	78"	1.7
Honey Mango	AHNQR	3/4"	3/4"	78"	1.7
Java	AH10JQR	3/4"	3/4"	78"	1.7
Mocha	AH10MQR	3/4"	3/4"	78"	1.7
Moonlight	ACNHQR	3/4"	3/4"	78"	1.7
Moonshine	B10MQR	3/4"	3/4"	78"	1.7
Acacia Natural	ACNQR	3/4"	3/4"	78"	1.7
Toasted Almond	AH12TAQR	3/4"	3/4"	78"	1.7
Toffee	AH12SHQR	3/4"	3/4"	78"	1.7
Wild Blackberry	AH12WBQR	3/4"	3/4"	78"	1.7



WATERPROOF FLOORING



LW Flooring is proud to present our full line of waterproof flooring which are not only durable and pet friendly, but also inspire your creativity and imagination.

SAPPHIRE WAVE
RIVERSTONE COLLECTION | SPC5SW7



With extremely low repeat, durability, and fully waterproof, this collection features 3D Direct Digital Printing technology, and offers the best features of RCV, WPC, and Laminate flooring, plus an unsurpassed visual.



Agate Beach
GN6AB9



Everglades
GN6EG9



Luray Caverns
GN6LC9



Minnehaha Falls
GN6MF9




Monument Valley
GN6MV9



Niagara Falls
GN6NF9



Prismatic Spring
GN6PS9



Rio Grande
GN6RG9



Santa Elena
GN6SE9



Smoky Mountains
GN6SM9



Spire Cove
GN6SC9

FACT SHEET

Testing:		
Critical Radiant Flux	ASTM E648	Class I
Surface Flammability	DOC FF 1-70	Passed
Coefficient of Friction	ASTM 2047	Passed >0.6
Static Load Limit	ASTM F970	Exceeds 3000 lbs (No cushion)
NALFA Wear Resistance	3.7	Passed >6000 cycles
Fire Class Rating		BFL-S0
Floor Score Certified		
Phthalate Free		

Size:
6.7mm x 9" x 72" RL Nominal
(Board Lengths 24"/48"/72")

Wear Layer:
3D Direct
Embossed in Register

Edge Treatment:
Painted Micro Bevel

Packaging:
10 pcs per carton (62.7 lbs)
26.95 SF per carton
44 cartons per pallet

Warranties:
Lifetime Waterproof Warranty
Lifetime Residential Wear Warranty
10 Year Full Commercial Warranty

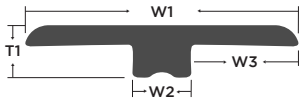
*See full warranty at LW Flooring.com

Installation:
5G Drop Lock, Click Floating Floor
*(on, above, or below grade)

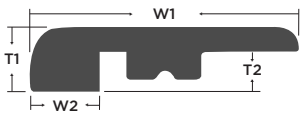
Attached Cushion:
1.0 mm IXPE Cushion

Wear Layer:
AC5




T-Molding

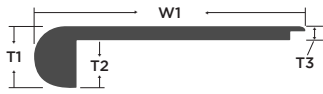
Color	Item Code	W1 Width	T1 Height	W2	W3	Length	Weight Lbs
Agate Beach	GN6ABTM	1-3/4"	3/8"	3/8"	11/16"	92"	1.19
Everglades	GN6EGTM	1-3/4"	3/8"	3/8"	11/16"	92"	1.19
Luray Caverns	GN6LCTM	1-3/4"	3/8"	3/8"	11/16"	92"	1.19
Minnehaha Falls	GN6MFTM	1-3/4"	3/8"	3/8"	11/16"	92"	1.19
Monument Valley	GN6MVTM	1-3/4"	3/8"	3/8"	11/16"	92"	1.19
Niagara Falls	GN6NFTM	1-3/4"	3/8"	3/8"	11/16"	92"	1.19
Prismatic Spring	GN6PSTM	1-3/4"	3/8"	3/8"	11/16"	92"	1.19
Rio Grande	GN6RGTM	1-3/4"	3/8"	3/8"	11/16"	92"	1.19
Santa Elena	GN6SETM	1-3/4"	3/8"	3/8"	11/16"	92"	1.19
Smoky Mountains	GN6SMTM	1-3/4"	3/8"	3/8"	11/16"	92"	1.19
Spire Cove	GN6SCTM	1-3/4"	3/8"	3/8"	11/16"	92"	1.19


Threshold

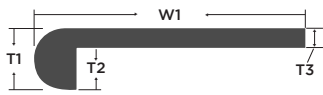
Color	Item Code	W1 Width	T1 Height	W2	T2	Length	Weight Lbs
Agate Beach	GN6ABTH	1-3/8"	3/8"	3/8"	1/4"	92"	1.11
Everglades	GN6EGTH	1-3/8"	3/8"	3/8"	1/4"	92"	1.11
Luray Caverns	GN6LCTH	1-3/8"	3/8"	3/8"	1/4"	92"	1.11
Minnehaha Falls	GN6MFTH	1-3/8"	3/8"	3/8"	1/4"	92"	1.11
Monument Valley	GN6MVTH	1-3/8"	3/8"	3/8"	1/4"	92"	1.11
Niagara Falls	GN6NFTH	1-3/8"	3/8"	3/8"	1/4"	92"	1.11
Prismatic Spring	GN6PSTH	1-3/8"	3/8"	3/8"	1/4"	92"	1.11
Rio Grande	GN6RGTH	1-3/8"	3/8"	3/8"	1/4"	92"	1.11
Santa Elena	GN6SETH	1-3/8"	3/8"	3/8"	1/4"	92"	1.11
Smoky Mountains	GN6SMTH	1-3/8"	3/8"	3/8"	1/4"	92"	1.11
Spire Cove	GN6SCTH	1-3/8"	3/8"	3/8"	1/4"	92"	1.11


Reducer

Color	Item Code	W1 Width	T1 Height	T2	Length	Weight Lbs
Agate Beach	GN6ABRD	1-3/4"	3/8"	1/4"	92"	1.29
Everglades	GN6EGRD	1-3/4"	3/8"	1/4"	92"	1.29
Luray Caverns	GN6LCRD	1-3/4"	3/8"	1/4"	92"	1.29
Minnehaha Falls	GN6MFRD	1-3/4"	3/8"	1/4"	92"	1.29
Monument Valley	GN6MVRD	1-3/4"	3/8"	1/4"	92"	1.29
Niagara Falls	GN6NFRD	1-3/4"	3/8"	1/4"	92"	1.29
Prismatic Spring	GN6PSRD	1-3/4"	3/8"	1/4"	92"	1.29
Rio Grande	GN6RGRD	1-3/4"	3/8"	1/4"	92"	1.29
Santa Elena	GN6SERD	1-3/4"	3/8"	1/4"	92"	1.29
Smoky Mountains	GN6SMRD	1-3/4"	3/8"	1/4"	92"	1.29
Spire Cove	GN6SCRD	1-3/4"	3/8"	1/4"	92"	1.29


Flush Stairnose

Color	Item Code	W1 Width	T1 Height	T2	T3	Length	Weight Lbs
-	-	-	-	-	-	-	-
Agate Beach	GN6ABSN	4-5/16"	1"	3/4"	6.7mm	92"	4.46
Everglades	GN6EGSN	4-5/16"	1"	3/4"	6.7mm	92"	4.46
Luray Caverns	GN6LCSN	4-5/16"	1"	3/4"	6.7mm	92"	4.46
Minnehaha Falls	GN6MFSN	4-5/16"	1"	3/4"	6.7mm	92"	4.46
Monument Valley	GN6MVSN	4-5/16"	1"	3/4"	6.7mm	92"	4.46
Niagara Falls	GN6NFSN	4-5/16"	1"	3/4"	6.7mm	92"	4.46
Prismatic Spring	GN6PSSN	4-5/16"	1"	3/4"	6.7mm	92"	4.46
Rio Grande	GN6RGSN	4-5/16"	1"	3/4"	6.7mm	92"	4.46
Santa Elena	GN6SESN	4-5/16"	1"	3/4"	6.7mm	92"	4.46
Smoky Mountains	GN6SMSN	4-5/16"	1"	3/4"	6.7mm	92"	4.46
Spire Cove	GN6SCSN	4-5/16"	1"	3/4"	6.7mm	92"	4.46


Stair Tread Round Nose

Color	Item Code	W1 Width	T1 Height	T2	T3	Length	Weight Lbs
-	-	-	-	-	-	-	-
Agate Beach	GN6ABSTR	12"	1-1/5"	7/8"	5/16"	47-1/4"	7.5
Everglades	GN6EGSTR	12"	1-1/5"	7/8"	5/16"	47-1/4"	7.5
Luray Caverns	GN6LCSTR	12"	1-1/5"	7/8"	5/16"	47-1/4"	7.5
Minnehaha Falls	GN6MFSTR	12"	1-1/5"	7/8"	5/16"	47-1/4"	7.5
Monument Valley	GN6MVSTR	12"	1-1/5"	7/8"	5/16"	47-1/4"	7.5
Niagara Falls	GN6NFSTR	12"	1-1/5"	7/8"	5/16"	47-1/4"	7.5
Prismatic Spring	GN6PSSTR	12"	1-1/5"	7/8"	5/16"	47-1/4"	7.5
Rio Grande	GN6RGSTR	12"	1-1/5"	7/8"	5/16"	47-1/4"	7.5
Santa Elena	GN6SESTR	12"	1-1/5"	7/8"	5/16"	47-1/4"	7.5
Smoky Mountains	GN6SMSTR	12"	1-1/5"	7/8"	5/16"	47-1/4"	7.5
Spire Cove	GN6SCSTR	12"	1-1/5"	7/8"	5/16"	47-1/4"	7.5



The Riverside Collection combines the durability of vinyl with the beauty of today's contemporary and rustic hardwood floor visuals. Completely waterproof, low-maintenance, pet friendly, scratch & dent resistant, and long lasting this highly durable 20 mil wear layer LVP performs day-in and day-out all while maintaining its incredible look and feel. Easy to install and the performance you expect in LVP, Riverside is the right combination that everyday life demands in a flooring solution.



Anise
EVP7AN9



Buttercup
EVP7BU9



Cattail
EVP7CA9



Chamomile
EVP7CH9



Foxglove
EVP7FO9



Goldenrod
EVP7GO9



Marigold
EVP7MA9



Orchid
EVP7OR9



Papyrus
EVP7PP9



Wildrose
EVP7WI9



Wisteria
EVP7WS9

FACT SHEET

Testing:		
Critical Radiant Flux	ASTM E648	Class I
Surface Flammability	DOC FF 1-70	Passed
Coefficient of Friction	ASTM 2047	Passed >0.6
Static Load Limit	ASTM F970	Exceeds 3000 lbs (No cushion)
STC Sound Testing*	ASTM E492	71
IIC Sound Testing*	ASTM E989	73
*Sound testing will vary depending upon floor/ceiling assembly		
Floor Score Certified		
Phthalate Free		
PVC	100% Virgin PVC	

Size & Packaging Per Colors				
Color	Size	Pcs. per Carton	Sq/ft per Carton	Ctns. per Pallet
Anise	7.8mm x 9" x 59"	8 pcs (50.19 lbs)	29.27	52
Buttercup	7.8mm x 9" x 59"	8 pcs (50.59 lbs)	29.27	52
Cattail	7.8mm x 9-3/8" x 60"	8 pcs (52.01 lbs)	31.19	52
Chamomile	7.8mm x 9" x 59"	8 pcs (50.59 lbs)	29.27	52
Foxglove	7.8mm x 9" x 59"	8 pcs (50.59 lbs)	29.27	52
Goldenrod	8.0mm x 9" x 70"	6 pcs (46.29 lbs)	26.51	52
Marigold	7.8mm x 9" x 59"	8 pcs (49.81 lbs)	29.27	52
Orchid	8.0mm x 9" x 70"	6 pcs (46.29 lbs)	26.51	52
Papyrus	7.8mm x 9" x 59"	8 pcs (50.19 lbs)	29.27	52
Wildrose	7.8mm x 9-3/8" x 60"	8 pcs (52.01 lbs)	31.19	52
Wisteria	7.8mm x 9-3/8" x 60"	8 pcs (52.01 lbs)	31.19	52

Attached Cushion:
1.5mm Cork Backing

Installation:
Drop Lock, Click Floating Floor
*(on, above, or below grade)

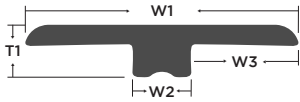
Edge Treatment:
Four-Side Painted Bevel

Wear Layer:
20 mil
Polyurethane
EIR- All except Marigold (Handscraped)

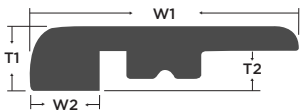
Warranties:
Lifetime Waterproof
Lifetime Residential Wear
15 Year Light Commercial Wear

*See full warranty at LWFlooring.com





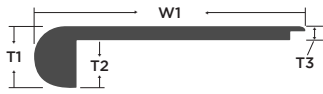
T-Molding							
Color	Item Code	W1	T1	W2	W3	Length	Weight
-	-	Width	Height	-	-	-	Lbs
Anise	EVP7ANTM	1-3/4"	3/8"	3/8"	11/16"	92"	2.7
Buttercup	EVP7BUTM	1-3/4"	3/8"	3/8"	11/16"	92"	2.7
Cattail	EVP7CATM	1-3/4"	3/8"	3/8"	11/16"	92"	2.7
Chamomile	EVP7CHTM	1-3/4"	3/8"	3/8"	11/16"	92"	2.7
Foxglove	EVP7FOTM	1-3/4"	3/8"	3/8"	11/16"	92"	2.7
Goldenrod	EVP7GOTM	1-3/4"	3/8"	3/8"	11/16"	92"	2.7
Orchid	EVP7ORTM	1-3/4"	3/8"	3/8"	11/16"	92"	2.7
Marigold	EVP7MATM	1-3/4"	3/8"	3/8"	11/16"	92"	2.7
Papyrus	EVP7PPTM	1-3/4"	3/8"	3/8"	11/16"	92"	2.7
Wildrose	EVP7WITM	1-3/4"	3/8"	3/8"	11/16"	92"	2.7
Wisteria	EVP7WSTM	1-3/4"	3/8"	3/8"	11/16"	92"	2.7




Threshold							
Color	Item Code	W1	T1	W2	T2	Length	Weight
-	-	Width	Height	-	-	-	Lbs
Anise	EVP7ANTH	1-3/8"	3/8"	3/8"	1/4"	92"	2.7
Buttercup	EVP7BUTH	1-3/8"	3/8"	3/8"	1/4"	92"	2.7
Cattail	EVP7CATH	1-3/8"	3/8"	3/8"	1/4"	92"	2.7
Chamomile	EVP7CHTH	1-3/8"	3/8"	3/8"	1/4"	92"	2.7
Foxglove	EVP7FOTH	1-3/8"	3/8"	3/8"	1/4"	92"	2.7
Goldenrod	EVP7GOTH	1-3/8"	3/8"	3/8"	1/4"	92"	2.7
Orchid	EVP7ORTH	1-3/8"	3/8"	3/8"	1/4"	92"	2.7
Marigold	EVP7MATH	1-3/8"	3/8"	3/8"	1/4"	92"	2.7
Papyrus	EVP7PPTH	1-3/8"	3/8"	3/8"	1/4"	92"	2.7
Wildrose	EVP7WITH	1-3/8"	3/8"	3/8"	1/4"	92"	2.7
Wisteria	EVP7WSTH	1-3/8"	3/8"	3/8"	1/4"	92"	2.7



Reducer							
Color	Item Code	W1	T1	T2	Length	Weight	
-	-	Width	Height	-	-	Lbs	
Anise	EVP7ANRD	1-3/4"	3/8"	5/16"	92"	2.7	
Buttercup	EVP7BURD	1-3/4"	3/8"	5/16"	92"	2.7	
Cattail	EVP7CARD	1-3/4"	3/8"	5/16"	92"	2.7	
Chamomile	EVP7CHRD	1-3/4"	3/8"	5/16"	92"	2.7	
Foxglove	EVP7FORD	1-3/4"	3/8"	5/16"	92"	2.7	
Goldenrod	EVP7GORD	1-3/4"	3/8"	5/16"	92"	2.7	
Orchid	EVP7ORRD	1-3/4"	3/8"	5/16"	92"	2.7	
Marigold	EVP7MARD	1-3/4"	3/8"	5/16"	92"	2.7	
Papyrus	EVP7PPRD	1-3/4"	3/8"	5/16"	92"	2.7	
Wildrose	EVP7WIRD	1-3/4"	3/8"	5/16"	92"	2.7	
Wisteria	EVP7WSRD	1-3/4"	3/8"	5/16"	92"	2.7	


Flush Stairnose

Color	Item Code	W1 Width	T1 Height	T2	T3	Length	Weight Lbs
Anise	EVP7ANSN	4-5/16"	1"	11/16"	7.8mm	92"	2.7
Buttercup	EVP7BUSN	4-5/16"	1"	11/16"	7.8mm	92"	2.7
Cattail	EVP7CASN	4-5/16"	1"	11/16"	7.8mm	92"	2.7
Chamomile	EVP7CHSN	4-5/16"	1"	11/16"	7.8mm	92"	2.7
Foxglove	EVP7FOSN	4-5/16"	1"	11/16"	7.8mm	92"	2.7
Goldenrod	EVP7GOSN	4-5/16"	1"	11/16"	8mm	92"	2.7
Orchid	EVP7ORSN	4-5/16"	1"	11/16"	8mm	92"	2.7
Marigold	EVP7MASN	4-5/16"	1"	11/16"	7.8mm	92"	2.7
Papyrus	EVP7PPSN	4-5/16"	1"	11/16"	7.8mm	92"	2.7
Wildrose	EVP7WISN	4-5/16"	1"	11/16"	7.8mm	92"	2.7
Wisteria	EVP7WSSN	4-5/16"	1"	11/16"	7.8mm	92"	2.7


Stair Tread Round Nose

Color	Item Code	W1 Width	T1 Height	T2	T3	Length	Weight Lbs
Anise	EVP7ANSTR	12"	1-1/5"	7/8"	5/16"	47-1/4"	7.17
Buttercup	EVP7BUSTR	12"	1-1/5"	7/8"	5/16"	47-1/4"	7.17
Cattail	EVP7CASTR	12"	1-1/5"	7/8"	5/16"	47-1/4"	7.17
Chamomile	EVP7CHSTR	12"	1-1/5"	7/8"	5/16"	47-1/4"	7.17
Foxglove	EVP7FOSTR	12"	1-1/5"	7/8"	5/16"	47-1/4"	7.17
Goldenrod	EVP7GOSTR	12"	1-1/5"	7/8"	5/16"	47-1/4"	7.17
Orchid	EVP7ORSTR	12"	1-1/5"	7/8"	5/16"	47-1/4"	7.17
Marigold	EVP7MASTR	12"	1-1/5"	7/8"	5/16"	47-1/4"	7.17
Papyrus	EVP7PPSTR	12"	1-1/5"	7/8"	5/16"	47-1/4"	7.17
Wildrose	EVP7WISTR	12"	1-1/5"	7/8"	5/16"	47-1/4"	7.17
Wisteria	EVP7WSSTR	12"	1-1/5"	7/8"	5/16"	47-1/4"	7.17



The Riverstone RCV Collection features a 20 mil wear layer, 5.5 mm overall thickness, 100% virgin PVC construction, eco-friendly, low maintenance, long-lasting, waterproof, pet friendly option in vinyl flooring. Stunning Embossed-In-Register (EIR) wood aesthetics, a rich distinct color palette, true-to-life textures all combine to bring the look and feel of nature indoors. Riverstone represents both the luxury and craftsmanship you expect in a Rigid Core Vinyl (RCV) floor.



Amber Tide
SPC5AT7



Amethyst Cove
SPC5AC7



Citrine Oasis
SPC5CO7



Diamond Reef
SPC5DR7



Garnet Bay
SPC5GB7



Jade Lake
SPC5JL7



Moonstone Creek
SPC5MC7



Opal Stream
SPC5OS7



Peridot Drift
SPC5PD7



Ruby Splash
SPC5RS7



Sapphire Wave
SPC5SW7



Topaz Lagoon
SPC5TL7

FACT SHEET

Testing:		
Critical Radiant Flux	ASTM E648	Class I
Surface Flammability	DOC FF 1-70	Passed
Coefficient of Friction	ASTM 2047	Passed >0.6
Static Load Limit	ASTM F970	Exceeds 3000 lbs (No cushion)
STC Sound Testing*	ASTM E492	68
IIC Sound Testing*	ASTM E989	70
*Sound testing will vary depending upon floor/ceiling assembly		
Floor Score Certified		
Phthalate Free		
PVC	100% Virgin PVC	

Size & Packaging Per Colors				
Color	Size	Pcs. per Carton	Sq/ft per Carton	Ctns. per Pallet
Amber Tide	5.5mm x 7" x 60"	8 pcs (40.69 lbs)	23.32	65
Amethyst Cove	5.5mm x 7" x 48"	10 pcs (42.90 lbs)	23.37	60
Citrine Oasis	5.5mm x 7" x 60"	8 pcs (40.69 lbs)	23.32	65
Diamond Reef	5.5mm x 7" x 48"	10 pcs (42.90 lbs)	23.37	60
Garnet Bay	5.5mm x 7" x 60"	8 pcs (40.69 lbs)	23.32	65
Jade Lake	5.5mm x 7.08" x 60"	10 pcs (50.00 lbs)	29.51	50
Moonstone Creek	5.5mm x 7" x 48"	10 pcs (42.90 lbs)	23.37	60
Opal Stream	5.5mm x 7" x 48"	10 pcs (42.90 lbs)	23.37	60
Peridot Drift	5.5mm x 7" x 60"	8 pcs (40.69 lbs)	23.32	65
Ruby Splash	5.5mm x 7.08" x 60"	10 pcs (50.00 lbs)	29.51	50
Sapphire Wave	5.5mm x 7" x 60"	8 pcs (40.69 lbs)	23.32	65
Topaz Lagoon	5.5mm x 7" x 60"	8 pcs (40.69 lbs)	23.32	65

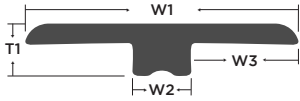
Attached Cushion:	Installation:	Edge Treatment:
1.5mm EVA Backing	Click Lock, Click Floating Floor	Four-Side Painted Bevel

*(on, above, or below grade)

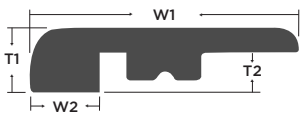
Wear Layer:	Warranties:
20 mil	Lifetime Waterproof
Polyurethane	Lifetime Residential Wear
Embossed in Register	15 Year Light Commercial Wear

*See full warranty at LWFFlooring.com





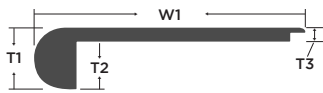
T-Molding							
Color	Item Code	W1	T1	W2	W3	Length	Weight
-	-	Width	Height	-	-	-	Lbs
Amber Tide	SPC5ATTM	1-3/4"	1/4"	3/8"	11/16"	92"	2.7
Amethyst Cove	SPC5ACTM	1-3/4"	1/4"	3/8"	11/16"	92"	2.7
Citrine Oasis	SPC5COTM	1-3/4"	1/4"	3/8"	11/16"	92"	2.7
Diamond Reef	SPC5DRTM	1-3/4"	1/4"	3/8"	11/16"	92"	2.7
Garnet Bay	SPC5GBTM	1-3/4"	1/4"	3/8"	11/16"	92"	2.7
Jade Lake	SPC5JLTM	1-3/4"	1/4"	3/8"	11/16"	92"	2.7
Moonstone Creek	SPC5MCTM	1-3/4"	1/4"	3/8"	11/16"	92"	2.7
Opal Stream	SPC5OSTM	1-3/4"	1/4"	3/8"	11/16"	92"	2.7
Peridot Drift	SPC5PDTM	1-3/4"	1/4"	3/8"	11/16"	92"	2.7
Ruby Splash	SPC5RSTM	1-3/4"	1/4"	3/8"	11/16"	92"	2.7
Sapphire Wave	SPC5SWTM	1-3/4"	1/4"	3/8"	11/16"	92"	2.7
Topaz Lagoon	SPC5TLTM	1-3/4"	1/4"	3/8"	11/16"	92"	2.7




Threshold							
Color	Item Code	W1	T1	W2	T2	Length	Weight
-	-	Width	Height	-	-	-	Lbs
Amber Tide	SPC5ATTH	1-3/8"	1/4"	3/8"	3/16"	92"	2.7
Amethyst Cove	SPC5ACTH	1-3/8"	1/4"	3/8"	3/16"	92"	2.7
Citrine Oasis	SPC5COTH	1-3/8"	1/4"	3/8"	3/16"	92"	2.7
Diamond Reef	SPC5DRTH	1-3/8"	1/4"	3/8"	3/16"	92"	2.7
Garnet Bay	SPC5GBTH	1-3/8"	1/4"	3/8"	3/16"	92"	2.7
Jade Lake	SPC5JLTH	1-3/8"	1/4"	3/8"	3/16"	92"	2.7
Moonstone Creek	SPC5MCTH	1-3/8"	1/4"	3/8"	3/16"	92"	2.7
Opal Stream	SPC5OSTH	1-3/8"	1/4"	3/8"	3/16"	92"	2.7
Peridot Drift	SPC5PDTH	1-3/8"	1/4"	3/8"	3/16"	92"	2.7
Ruby Splash	SPC5RSTH	1-3/8"	1/4"	3/8"	3/16"	92"	2.7
Sapphire Wave	SPC5SWTH	1-3/8"	1/4"	3/8"	3/16"	92"	2.7
Topaz Lagoon	SPC5TLTH	1-3/8"	1/4"	3/8"	3/16"	92"	2.7



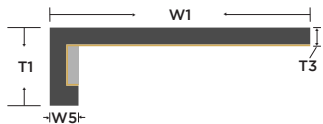
Reducer						
Color	Item Code	W1	T1	T2	Length	Weight
-	-	Width	Height	-	-	Lbs
Amber Tide	SPC5ATRD	1-3/4"	1/4"	3/16"	92"	2.7
Amethyst Cove	SPC5ACRD	1-3/4"	1/4"	3/16"	92"	2.7
Citrine Oasis	SPC5CORD	1-3/4"	1/4"	3/16"	92"	2.7
Diamond Reef	SPC5DRRD	1-3/4"	1/4"	3/16"	92"	2.7
Garnet Bay	SPC5GBRD	1-3/4"	1/4"	3/16"	92"	2.7
Jade Lake	SPC5JLRD	1-3/4"	1/4"	3/16"	92"	2.7
Moonstone Creek	SPC5MCRD	1-3/4"	1/4"	3/16"	92"	2.7
Opal Stream	SPC5OSRD	1-3/4"	1/4"	3/16"	92"	2.7
Peridot Drift	SPC5PDRD	1-3/4"	1/4"	3/16"	92"	2.7
Ruby Splash	SPC5RSRD	1-3/4"	1/4"	3/16"	92"	2.7
Sapphire Wave	SPC5SWRD	1-3/4"	1/4"	3/16"	92"	2.7
Topaz Lagoon	SPC5TLRD	1-3/4"	1/4"	3/16"	92"	2.7



Flush Stairnose							
Color	Item Code	W1	T1	T2	T3	Length	Weight
-	-	Width	Height	-	-	-	Lbs
Amber Tide	SPC5ATSNF	4-5/16"	1"	13/16"	5.5mm	92"	5.5
Amethyst Cove	SPC5ACSNF	4-5/16"	1"	13/16"	5.5mm	92"	5.5
Citrine Oasis	SPC5COSNF	4-5/16"	1"	13/16"	5.5mm	92"	5.5
Diamond Reef	SPC5DRSNF	4-5/16"	1"	13/16"	5.5mm	92"	5.5
Garnet Bay	SPC5GBSNF	4-5/16"	1"	13/16"	5.5mm	92"	5.5
Jade Lake	SPC5JLSNF	4-5/16"	1"	13/16"	5.5mm	92"	2.7
Moonstone Creek	SPC5MCSNF	4-5/16"	1"	13/16"	5.5mm	92"	5.5
Opal Stream	SPC5OSSNF	4-5/16"	1"	13/16"	5.5mm	92"	5.5
Peridot Drift	SPC5PDSNF	4-5/16"	1"	13/16"	5.5mm	92"	5.5
Ruby Splash	SPC5RSSNF	4-5/16"	1"	13/16"	5.5mm	92"	5.5
Sapphire Wave	SPC5SWSNF	4-5/16"	1"	13/16"	5.5mm	92"	5.5
Topaz Lagoon	SPC5TLSNF	4-5/16"	1"	13/16"	5.5mm	92"	5.5



Stair Tread Round Nose							
Color	Item Code	W1	T1	T2	T3	Length	Weight
-	-	Width	Height	-	-	-	Lbs
Amber Tide	SPC5ATSTR	12"	1-1/5"	7/8"	5/16"	47-1/4"	12.5
Amethyst Cove	SPC5ACSTR	12"	1-1/5"	7/8"	5/16"	47-1/4"	12.5
Citrine Oasis	SPC5COSTR	12"	1-1/5"	7/8"	5/16"	47-1/4"	12.5
Diamond Reef	SPC5DRSTR	12"	1-1/5"	7/8"	5/16"	47-1/4"	12.5
Garnet Bay	SPC5GBSTR	12"	1-1/5"	7/8"	5/16"	47-1/4"	12.5
Jade Lake	SPC5JLSTR	12"	1-1/5"	7/8"	5/16"	47-1/4"	12.5
Moonstone Creek	SPC5MCSTR	12"	1-1/5"	7/8"	5/16"	47-1/4"	12.5
Opal Stream	SPC5OSSTR	12"	1-1/5"	7/8"	5/16"	47-1/4"	12.5
Peridot Drift	SPC5PDSTR	12"	1-1/5"	7/8"	5/16"	47-1/4"	12.5
Ruby Splash	SPC5RSSTR	12"	1-1/5"	7/8"	5/16"	47-1/4"	12.5
Sapphire Wave	SPC5SWSTR	12"	1-1/5"	7/8"	5/16"	47-1/4"	12.5
Topaz Lagoon	SPC5TLSTR	12"	1-1/5"	7/8"	5/16"	47-1/4"	12.5



Stair Tread Square Nose							
Color	Item Code	W1	T1	W5	T3	Length	Weight
-	-	Width	Height	-	-	-	Lbs
Amethyst Cove	SPC5ACST	11-13/16"	1-1/2"	1/2"	1/4"	48"	12.5
Diamond Reef	SPC5DRST	11-13/16"	1-1/2"	1/2"	1/4"	48"	12.5
Garnet Bay	SPC5GBST	11-13/16"	1-1/2"	1/2"	1/4"	48"	12.5
Jade Lake	SPC5JLST	11-13/16"	1-1/2"	1/2"	1/4"	48"	12.5
Moonstone Creek	SPC5MCST	11-13/16"	1-1/2"	1/2"	1/4"	48"	12.5
Opal Stream	SPC5OSST	11-13/16"	1-1/2"	1/2"	1/4"	48"	12.5
Peridot Drift	SPC5PDST	11-13/16"	1-1/2"	1/2"	1/4"	48"	12.5
Ruby Splash	SPC5RSST	11-13/16"	1-1/2"	1/2"	1/4"	48"	12.5
Sapphire Wave	SPC5SWST	11-13/16"	1-1/2"	1/2"	1/4"	48"	12.5



The Lakeview RCV Collection gives you everything you need in real hardwood looks and natural colors all with the durability and performance of a true rigid core vinyl floor. Featuring a 20 mil wear layer, the latest in sought-after hardwood visuals and designer style colors, this Embossed RCV is waterproof, pet friendly, low maintenance, FloorScore Certified, and sensible all while continuing to bring the look and feel of timeless hardwood to any space in your home.



Breaux Bridge
SPC4BB7



Champlain
SPC4CP7



Grand Marais
SPC4GM7



Jasper Brook
SPC4JB7



Lochloosa
SPC4LL7



Mackinac Island
SPC4MI7



Marble Falls
SPC4MF7



Sandpoint
SPC4SP7



Victoria
SPC4VI7



Yellowstone
SPC4YS7

FACT SHEET

Testing:		
Critical Radiant Flux	ASTM E648	Class I
Surface Flammability	DOC FF 1-70	Passed
Coefficient of Friction	ASTM 2047	Passed >0.6
Static Load Limit	ASTM F970	Exceeds 3000 lbs (No cushion)
STC Sound Testing*	ASTM E492	71
IIC Sound Testing*	ASTM E989	71
*Sound testing will vary depending upon floor/ceiling assembly		
Floor Score Certified		
Phthalate Free		
PVC	100% Virgin PVC	

Size:

5.0 mm x 7" x 48" Nominal

Wear Layer:

20 mil/ Embossed
Polyurethane

Edge Treatment:

Four-Side Micro Bevel

Packaging:

10 pcs per carton (39.68 lbs)
23.67 SF per carton
60 cartons per pallet

Warranties:

Lifetime Waterproof
Lifetime Residential Wear
15 Year Light Commercial Wear

*See full warranty at LWFlooring.com

Installation:

Click Lock, Click Floating Floor
*(on, above, or below grade)

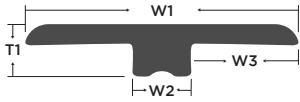
Attached Cushion:

1.0 mm EVA Cushion

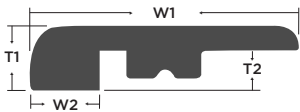


T-Molding

Color	Item Code	W1 Width	T1 Height	W2	W3	Length	Weight Lbs
Breaux Bridge	SPC4BBTM	1-3/4"	3/8"	3/8"	11/16"	92"	2.7
Champlain	SPC4CPTM	1-3/4"	3/8"	3/8"	11/16"	92"	2.7
Grand Marais	SPC4GMTM	1-3/4"	3/8"	3/8"	11/16"	92"	2.7
Jasper Brook	SPC4JBTM	1-3/4"	3/8"	3/8"	11/16"	92"	2.7
Lochloosa	SPC4LLTM	1-3/4"	3/8"	3/8"	11/16"	92"	2.7
Mackinac Island	SPC4MITM	1-3/4"	3/8"	3/8"	11/16"	92"	2.7
Marble Falls	SPC4MFTM	1-3/4"	3/8"	3/8"	11/16"	92"	2.7
Sandpoint	SPC4SPTM	1-3/4"	3/8"	3/8"	11/16"	92"	2.7
Victoria	SPC4VITM	1-3/4"	3/8"	3/8"	11/16"	92"	2.7
Yellowstone	SPC4YSTM	1-3/4"	3/8"	3/8"	11/16"	92"	2.7

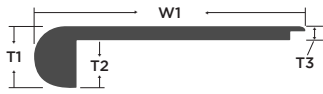

Threshold

Color	Item Code	W1 Width	T1 Height	W2	T2	Length	Weight Lbs
Breaux Bridge	SPC4BBTH	1-3/8"	3/8"	3/8"	3/16"	92"	2.7
Champlain	SPC4CPTH	1-3/8"	3/8"	3/8"	3/16"	92"	2.7
Grand Marais	SPC4GMTH	1-3/8"	3/8"	3/8"	3/16"	92"	2.7
Jasper Brook	SPC4JBTH	1-3/8"	3/8"	3/8"	3/16"	92"	2.7
Lochloosa	SPC4LLTH	1-3/8"	3/8"	3/8"	3/16"	92"	2.7
Mackinac Island	SPC4MITH	1-3/8"	3/8"	3/8"	3/16"	92"	2.7
Marble Falls	SPC4MFTH	1-3/8"	3/8"	3/8"	3/16"	92"	2.7
Sandpoint	SPC4SPTH	1-3/8"	3/8"	3/8"	3/16"	92"	2.7
Victoria	SPC4VITH	1-3/8"	3/8"	3/8"	3/16"	92"	2.7
Yellowstone	SPC4YSTH	1-3/8"	3/8"	3/8"	3/16"	92"	2.7

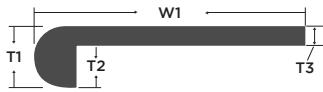

Reducer

Color	Item Code	W1 Width	T1 Height	T2	Length	Weight Lbs
Breaux Bridge	SPC4BBRD	1-3/4"	3/8"	3/16"	92"	2.7
Champlain	SPC4CPRD	1-3/4"	3/8"	3/16"	92"	2.7
Grand Marais	SPC4GMRD	1-3/4"	3/8"	3/16"	92"	2.7
Jasper Brook	SPC4JBRD	1-3/4"	3/8"	3/16"	92"	2.7
Lochloosa	SPC4LLRD	1-3/4"	3/8"	3/16"	92"	2.7
Mackinac Island	SPC4MIRD	1-3/4"	3/8"	3/16"	92"	2.7
Marble Falls	SPC4MFRD	1-3/4"	3/8"	3/16"	92"	2.7
Sandpoint	SPC4SPRD	1-3/4"	3/8"	3/16"	92"	2.7
Victoria	SPC4VIRD	1-3/4"	3/8"	3/16"	92"	2.7
Yellowstone	SPC4YSRD	1-3/4"	3/8"	3/16"	92"	2.7




Flush Stairnose

Color	Item Code	W1 Width	T1 Height	T2	T3	Length	Weight Lbs
Breaux Bridge	SPC4BBSN	4-5/16"	1"	13/16"	5mm	92"	5.5
Champlain	SPC4CPSN	4-5/16"	1"	13/16"	5mm	92"	5.5
Grand Marais	SPC4GMSN	4-5/16"	1"	13/16"	5mm	92"	5.5
Jasper Brook	SPC4JB SNF	4-5/16"	1"	13/16"	5mm	92"	5.5
Lochloosa	SPC4LLSN	4-5/16"	1"	13/16"	5mm	92"	5.5
Mackinac Island	SPC4MISN	4-5/16"	1"	13/16"	5mm	92"	5.5
Marble Falls	SPC4MFSN	4-5/16"	1"	13/16"	5mm	92"	5.5
Sandpoint	SPC4SPSN	4-5/16"	1"	13/16"	5mm	92"	5.5
Victoria	SPC4VISN	4-5/16"	1"	13/16"	5mm	92"	5.5
Yellowstone	SPC4YSSN	4-5/16"	1"	13/16"	5mm	92"	5.5


Stair Tread Round Nose

Color	Item Code	W1 Width	T1 Height	T2	T3	Length	Weight Lbs
Breaux Bridge	SPC4BBSTR	12"	1-1/5"	7/8"	5/16"	47-1/4"	7.17
Champlain	SPC4CPSTR	12"	1-1/5"	7/8"	5/16"	47-1/4"	7.17
Grand Marais	SPC4GMSTR	12"	1-1/5"	7/8"	5/16"	47-1/4"	7.17
Jasper Brook	SPC4JBSTR	12"	1-1/5"	7/8"	5/16"	47-1/4"	7.17
Lochloosa	SPC4LLSTR	12"	1-1/5"	7/8"	5/16"	47-1/4"	7.17
Mackinac Island	SPC4MISTR	12"	1-1/5"	7/8"	5/16"	47-1/4"	7.17
Marble Falls	SPC4MFSTR	12"	1-1/5"	7/8"	5/16"	47-1/4"	7.17
Sandpoint	SPC4SPSTR	12"	1-1/5"	7/8"	5/16"	47-1/4"	7.17
Victoria	SPC4VISTR	12"	1-1/5"	7/8"	5/16"	47-1/4"	7.17
Yellowstone	SPC4YSSTR	12"	1-1/5"	7/8"	5/16"	47-1/4"	7.17



Our fully waterproof loose-lay LVT flooring is as durable as it is beautiful. Utilizing a 20 mil EIR “Tough as Nails” wearlayer, this easy to install flooring option is perfect for all projects. From the boardroom to the mudroom, the Shires Collection is everything you need in loose-lay LVT.



Durham
SC5DU9



Essex
SC5ES9



Hampshire
SC5HA9



Kent
SC5KE9



Manchester
SC5MA9



Rutland
SC5RU9



Suffolk
SC5SU9



Wiltshire
SC5WI9

FACT SHEET

Testing:		
Formaldehyde Rating	EN717-1 (California Sec. 01350)	Class E1 (Passed)
Total VOC	California Sec. 01350	Passed (A+)
Fire Rating	Bf1-S1	Passed
Static Load Limit	ASTM F970-07	250 lbf .048mm
Heat Resistance	ASTM F1514-03	0.8
Floor Score Certified		
Phthalate Free		
Fiberglass Enhanced Core		

Size:
5mm x 9" x 60"

Edge Treatment:
Micro Bevel

Wear Layer:
20 mil
Polyurethane
EIR- Except Rutland/Wiltshire (Embossed)

Packaging:
6 pcs per carton (44.82 lbs)
22.41 SF per carton
52 cartons per pallet

Warranties:
Lifetime Residential
15 Year Commercial
*See full warranty at LWFlooring.com

Installation:
Loose Lay / Glue Down
*(on, above, or below grade)

Color Variation
Medium

Light Sensitivity
Low





The Township Collection features a fully waterproof vinyl glue down plank that is designed for both residential and multifamily usage. A high impact, registered, and embossed wear layer protects this beautiful wood visual line for years to come.



Georgetown
TS2GE7



Hudson
TS2HU7



Rockport
TS2RO7



Springdale
TS2SP7



Nashville
TS2NA7



Seattle
TS2SE7

FACT SHEET

Testing:		
Critical Radiant Flux	ASTM E648	Class I
Surface Flammability	DOC FF 1-70	Passed
Coefficient of Friction	ASTM 2047	Passed >0.6
Static Load Limit	ASTM F970	1300 lbs
STC Sound Testing*	ASTM E90/E413	52
IIC Sound Testing*	ASTM E492/E989	50
*Sound testing will vary depending upon floor/ceiling assembly		
Floor Score Certified		
Phthalate Free		
PVC	100% Virgin PVC	

Size:
2mm x 7.25" x 48" Nominal

Wear Layer:
8 mil/ Embossed
Poly Urethane UV Matte

Edge Treatment:
No Bevel- Square

Packaging:
24 pcs per carton (46 lbs)
58.05 SF per carton
55 cartons per pallet

Warranties:
20 Year Waterproof
20 Year Residential Wear
10 Year Light Commercial Wear

*See full warranty at LWFlooring.com

Installation:
Full Spread Adhesive

StrapSet Sample SKU's Only
S-TS2x4
S-TS2x6

Product Classification:
ASTM F1700 Class III, Type B





LW Flooring is proud to introduce Odyssey, a truly 100% waterproof click lock/floating laminate floor. This collection has unmatched durability and uncompromised wood look visuals.



Calypso
LOD12CA7



Contessa
LOD12CO7



Mariposa
LOD12MA7



Nautilus
LOD12NA7



Osprey
LOD12OS7



Resplendent
LOD12RE7



Serendipity
LOD12SE7



Wanderlust
LOD12WA7



Windsor
LOD12W17



Zephyr
LOD12ZE7

FACT SHEET

Testing:		
Thickness Swell	NALFA 3.2	Class 4
Xenon Light Resistance	NALFA 3.3	Class 4
Cleanability/Stain Resistance	NALFA 3.4	Class 4
Floor Score Certified		

Size:
12.0 mm x 7-2/3" x 59-3/4"

Packaging:
6 pcs per carton (42.33 lbs)
19.08 SF per carton
60 cartons per pallet

Installation:
Click Lock, Click Floating Floor *(on, above, or below grade)

Abrasion Classification:
Melamine with Aluminum Oxide

Attached Cushion:
2.0 mm EVA Cushion

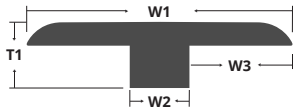
Edge Treatment:
Four-Sided Painted Enhanced Bevel

Warranties:
Lifetime Residential Wear
Lifetime Residential Stain & Fade
15 Year Light Commercial Wear

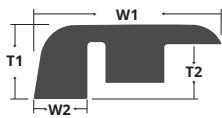
Surface Effect:
Embossed in Register

*See full warranty at LWFFlooring.com

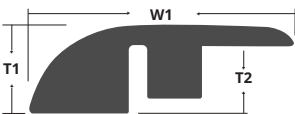



T-Molding

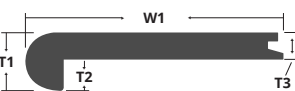
Color	Item Code	W1 Width	T1 Height	W2	W3	Length	Weight Lbs
Calypso	LOD12CATM	1-3/4"	15/32"	3/8"	11/16"	92"	1.39
Contessa	LOD12COTM	1-3/4"	15/32"	3/8"	11/16"	92"	1.39
Mariposa	LOD12MATM	1-3/4"	15/32"	3/8"	11/16"	92"	1.39
Nautilus	LOD12NATM	1-3/4"	15/32"	3/8"	11/16"	92"	1.39
Osprey	LOD12OSTM	1-3/4"	15/32"	3/8"	11/16"	92"	1.39
Resplendent	LOD12RETM	1-3/4"	15/32"	3/8"	11/16"	92"	1.39
Serendipity	LOD12SETM	1-3/4"	15/32"	3/8"	11/16"	92"	1.39
Wanderlust	LOD12WATM	1-3/4"	15/32"	3/8"	11/16"	92"	1.39
Windsor	LOD12WITM	1-3/4"	15/32"	3/8"	11/16"	92"	1.39
Zephyr	LOD12ZETM	1-3/4"	15/32"	3/8"	11/16"	92"	1.39


Threshold

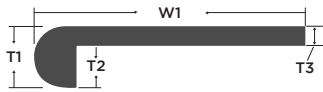
Color	Item Code	W1 Width	T1 Height	W2	T2	Length	Weight Lbs
Calypso	LOD12CATH	1-3/8"	19/32"	3/8"	1/2"	92"	1.59
Contessa	LOD12COTH	1-3/8"	19/32"	3/8"	1/2"	92"	1.59
Mariposa	LOD12MATH	1-3/8"	19/32"	3/8"	1/2"	92"	1.59
Nautilus	LOD12NATH	1-3/8"	19/32"	3/8"	1/2"	92"	1.59
Osprey	LOD12OSTH	1-3/8"	19/32"	3/8"	1/2"	92"	1.59
Resplendent	LOD12RETH	1-3/8"	19/32"	3/8"	1/2"	92"	1.59
Serendipity	LOD12SETH	1-3/8"	19/32"	3/8"	1/2"	92"	1.59
Wanderlust	LOD12WATH	1-3/8"	19/32"	3/8"	1/2"	92"	1.59
Windsor	LOD12WITH	1-3/8"	19/32"	3/8"	1/2"	92"	1.59
Zephyr	LOD12ZETH	1-3/8"	19/32"	3/8"	1/2"	92"	1.59


Reducer

Color	Item Code	W1 Width	T1 Height	T2	Length	Weight Lbs
Calypso	LOD12CARD	1-3/4"	19/32"	1/2"	92"	1.76
Contessa	LOD12CORD	1-3/4"	19/32"	1/2"	92"	1.76
Mariposa	LOD12MARD	1-3/4"	19/32"	1/2"	92"	1.76
Nautilus	LOD12NARD	1-3/4"	19/32"	1/2"	92"	1.76
Osprey	LOD12OSRD	1-3/4"	19/32"	1/2"	92"	1.76
Resplendent	LOD12RERD	1-3/4"	19/32"	1/2"	92"	1.76
Serendipity	LOD12SERD	1-3/4"	19/32"	1/2"	92"	1.76
Wanderlust	LOD12WARD	1-3/4"	19/32"	1/2"	92"	1.76
Windsor	LOD12WIRD	1-3/4"	19/32"	1/2"	92"	1.76
Zephyr	LOD12ZERD	1-3/4"	19/32"	1/2"	92"	1.76


Flush Stairnose

Color	Item Code	W1 Width	T1 Height	T2	T3	Length	Weight Lbs
Calypso	LOD12CASN	4-5/16"	15/16"	7/16"	12mm	92"	5.7
Contessa	LOD12COSN	4-5/16"	15/16"	7/16"	12mm	92"	5.7
Mariposa	LOD12MASN	4-5/16"	15/16"	7/16"	12mm	92"	5.7
Nautilus	LOD12NASN	4-5/16"	15/16"	7/16"	12mm	92"	5.7
Osprey	LOD12OSSN	4-5/16"	15/16"	7/16"	12mm	92"	5.7
Resplendent	LOD12RESN	4-5/16"	15/16"	7/16"	12mm	92"	5.7
Serendipity	LOD12SESN	4-5/16"	15/16"	7/16"	12mm	92"	5.7
Wanderlust	LOD12WASN	4-5/16"	15/16"	7/16"	12mm	92"	5.7
Windsor	LOD12WISN	4-5/16"	15/16"	7/16"	12mm	92"	5.7
Zephyr	LOD12ZESN	4-5/16"	15/16"	7/16"	12mm	92"	5.7



Stair Tread Round Nose

Color	Item Code	W1 Width	T1 Height	T2	T3	Length	Weight Lbs
Calypso	EVP7BUSTR	11-13/16"	1-1/16"	9/16"	1/2"	47-1/4"	11.81
Contessa	EVP7BUTH	11-13/16"	1-1/16"	9/16"	1/2"	47-1/4"	11.81
Mariposa	EVP7BUTM	11-13/16"	1-1/16"	9/16"	1/2"	47-1/4"	11.81
Nautilus	EVP7CHRD	11-13/16"	1-1/16"	9/16"	1/2"	47-1/4"	11.81
Osprey	EVP7CHSN	11-13/16"	1-1/16"	9/16"	1/2"	47-1/4"	11.81
Resplendent	EVP7CHSTR	11-13/16"	1-1/16"	9/16"	1/2"	47-1/4"	11.81
Serendipity	EVP7CHTH	11-13/16"	1-1/16"	9/16"	1/2"	47-1/4"	11.81
Wanderlust	EVP7CHTM	11-13/16"	1-1/16"	9/16"	1/2"	47-1/4"	11.81
Windsor	EVP7FORD	11-13/16"	1-1/16"	9/16"	1/2"	47-1/4"	11.81
Zephyr	EVP7FOSN	11-13/16"	1-1/16"	9/16"	1/2"	47-1/4"	11.81



SPARTA

ADHESIVE

by



LW Flooring is proud to offer a variety of adhesive & primer flooring products to maximize your LW floors lifetime and natural beauty. Each adhesive and primer has recommended usages with specific product types, depending on your installation needs.



LW Flooring is proud to offer a variety of adhesive & primer flooring products to maximize your LW floors lifetime and natural beauty. Each adhesive and primer has recommended usages with specific product types, depending on your installation needs.

Adhesives



Honor MS⁹⁵
Elastomeric Adhesive



Hoplite UR⁷⁵
Urethane Adhesive



Warloc PS
Pressure Sensitive Adhesive

Primer



Phalanx PR
Universal Latex Primer

FACT SHEET


Specifications					
Name	Type	RH	pH	MVER	Shelf Life
Honor MS ⁹⁵	95% Moisture Vapor Barrier, Elastomeric Adhesive	95%	5-14	15 lbs	1 Year
Hoplite UR ⁷⁵	Moisture-Cured Urethane Adhesive	75%	5-9	5 lbs	1 Year
Warloc PS	Firm-set, Modified Adaptive Pressure Sensitive Adhesive	99%	5-12	12 lbs	2 Year
Phalanx PR	Universal Latex Primer Coating	75%	5-14	5 lbs	2 Year

Specifications Continued					
Color	Open Time	Working Time	Cure Time	Light/Heavy Traffic	Coverage
Honor MS ⁹⁵	0 min	45 min	12 hrs	6hrs/6hrs	20-70 ft ² /gal
Hoplite UR ⁷⁵	10	45 - 60	24 hrs	4hrs/12hrs	50-180 ft ² /gal
Warloc PS	20-30	20-30 MIN(PSA); 12 HRS(SEMI-WET)	12 hrs	0 MIN (PSA); 12 HRS (SEMI-WET)/24hrs	90-350 ft ² /gal
Phalanx PR	-	-	30-60 min	-	300-450 ft ² /gal

Size
4 Gallon Pail

STC:
Honor MS ⁹⁵ - 61 DB

IIC:
Honor MS ⁹⁵ - 66 DB





QUALITY PRODUCTS. QUALITY CARE.

LW Flooring puts our customers best interest at the forefront.

If you need any assistance, we are here to help.

Reach out to us Monday - Friday, 8AM - 6PM EST.

