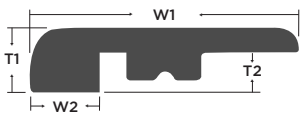

T-Molding

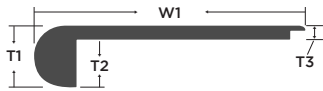
Color	Item Code	W1 Width	T1 Height	W2	W3	Length	Weight Lbs
Amber Tide	SPC5ATTM	1-3/4"	1/4"	3/8"	11/16"	92"	2.7
Amethyst Cove	SPC5ACTM	1-3/4"	1/4"	3/8"	11/16"	92"	2.7
Citrine Oasis	SPC5COTM	1-3/4"	1/4"	3/8"	11/16"	92"	2.7
Diamond Reef	SPC5DRTM	1-3/4"	1/4"	3/8"	11/16"	92"	2.7
Garnet Bay	SPC5GBTM	1-3/4"	1/4"	3/8"	11/16"	92"	2.7
Jade Lake	SPC5JLTM	1-3/4"	1/4"	3/8"	11/16"	92"	2.7
Moonstone Creek	SPC5MCTM	1-3/4"	1/4"	3/8"	11/16"	92"	2.7
Opal Stream	SPC5OSTM	1-3/4"	1/4"	3/8"	11/16"	92"	2.7
Peridot Drift	SPC5PDTM	1-3/4"	1/4"	3/8"	11/16"	92"	2.7
Ruby Splash	SPC5RSTM	1-3/4"	1/4"	3/8"	11/16"	92"	2.7
Sapphire Wave	SPC5SWTM	1-3/4"	1/4"	3/8"	11/16"	92"	2.7
Topaz Lagoon	SPC5TLTM	1-3/4"	1/4"	3/8"	11/16"	92"	2.7


Threshold

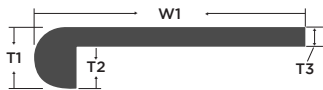
Color	Item Code	W1 Width	T1 Height	W2	T2	Length	Weight Lbs
Amber Tide	SPC5ATTH	1-3/8"	1/4"	3/8"	3/16"	92"	2.7
Amethyst Cove	SPC5ACTH	1-3/8"	1/4"	3/8"	3/16"	92"	2.7
Citrine Oasis	SPC5COTH	1-3/8"	1/4"	3/8"	3/16"	92"	2.7
Diamond Reef	SPC5DRTH	1-3/8"	1/4"	3/8"	3/16"	92"	2.7
Garnet Bay	SPC5GBTH	1-3/8"	1/4"	3/8"	3/16"	92"	2.7
Jade Lake	SPC5JLTH	1-3/8"	1/4"	3/8"	3/16"	92"	2.7
Moonstone Creek	SPC5MCTH	1-3/8"	1/4"	3/8"	3/16"	92"	2.7
Opal Stream	SPC5OSTH	1-3/8"	1/4"	3/8"	3/16"	92"	2.7
Peridot Drift	SPC5PDTH	1-3/8"	1/4"	3/8"	3/16"	92"	2.7
Ruby Splash	SPC5RSTH	1-3/8"	1/4"	3/8"	3/16"	92"	2.7
Sapphire Wave	SPC5SWTH	1-3/8"	1/4"	3/8"	3/16"	92"	2.7
Topaz Lagoon	SPC5TLTH	1-3/8"	1/4"	3/8"	3/16"	92"	2.7


Reducer

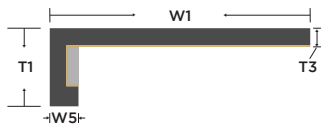
Color	Item Code	W1 Width	T1 Height	T2	Length	Weight Lbs
Amber Tide	SPC5ATTRD	1-3/4"	1/4"	3/16"	92"	2.7
Amethyst Cove	SPC5ACRD	1-3/4"	1/4"	3/16"	92"	2.7
Citrine Oasis	SPC5CORD	1-3/4"	1/4"	3/16"	92"	2.7
Diamond Reef	SPC5DRRD	1-3/4"	1/4"	3/16"	92"	2.7
Garnet Bay	SPC5GBRD	1-3/4"	1/4"	3/16"	92"	2.7
Jade Lake	SPC5JLRD	1-3/4"	1/4"	3/16"	92"	2.7
Moonstone Creek	SPC5MCRD	1-3/4"	1/4"	3/16"	92"	2.7
Opal Stream	SPC5OSRD	1-3/4"	1/4"	3/16"	92"	2.7
Peridot Drift	SPC5PDRD	1-3/4"	1/4"	3/16"	92"	2.7
Ruby Splash	SPC5RSRD	1-3/4"	1/4"	3/16"	92"	2.7
Sapphire Wave	SPC5SWRD	1-3/4"	1/4"	3/16"	92"	2.7
Topaz Lagoon	SPC5TLRD	1-3/4"	1/4"	3/16"	92"	2.7


Flush Stairnose

Color	Item Code	W1 Width	T1 Height	T2	T3	Length	Weight Lbs
Amber Tide	SPC5ATSNF	4-5/16"	1"	13/16"	5.5mm	92"	5.5
Amethyst Cove	SPC5ACSNF	4-5/16"	1"	13/16"	5.5mm	92"	5.5
Citrine Oasis	SPC5COSNF	4-5/16"	1"	13/16"	5.5mm	92"	5.5
Diamond Reef	SPC5DRSNF	4-5/16"	1"	13/16"	5.5mm	92"	5.5
Garnet Bay	SPC5GBSNF	4-5/16"	1"	13/16"	5.5mm	92"	5.5
Jade Lake	SPC5JLSNF	4-5/16"	1"	13/16"	5.5mm	92"	2.7
Moonstone Creek	SPC5MCSNF	4-5/16"	1"	13/16"	5.5mm	92"	5.5
Opal Stream	SPC5OSSNF	4-5/16"	1"	13/16"	5.5mm	92"	5.5
Peridot Drift	SPC5PDSNF	4-5/16"	1"	13/16"	5.5mm	92"	5.5
Ruby Splash	SPC5RSSNF	4-5/16"	1"	13/16"	5.5mm	92"	5.5
Sapphire Wave	SPC5SWSNF	4-5/16"	1"	13/16"	5.5mm	92"	5.5
Topaz Lagoon	SPC5TLSNF	4-5/16"	1"	13/16"	5.5mm	92"	5.5


Stair Tread Round Nose

Color	Item Code	W1 Width	T1 Height	T2	T3	Length	Weight Lbs
Amber Tide	SPC5ATSTR	12"	1-1/5"	7/8"	5/16"	48"	12.5
Amethyst Cove	SPC5ACSTR	12"	1-1/5"	7/8"	5/16"	48"	12.5
Citrine Oasis	SPC5COSTR	12"	1-1/5"	7/8"	5/16"	48"	12.5
Diamond Reef	SPC5DRSTR	12"	1-1/5"	7/8"	5/16"	48"	12.5
Garnet Bay	SPC5GBSTR	12"	1-1/5"	7/8"	5/16"	48"	12.5
Jade Lake	SPC5JLSTR	12"	1-1/5"	7/8"	5/16"	48"	12.5
Moonstone Creek	SPC5MCSTR	12"	1-1/5"	7/8"	5/16"	48"	12.5
Opal Stream	SPC5OSSTR	12"	1-1/5"	7/8"	5/16"	48"	12.5
Peridot Drift	SPC5PDSTR	12"	1-1/5"	7/8"	5/16"	48"	12.5
Ruby Splash	SPC5RSSTR	12"	1-1/5"	7/8"	5/16"	48"	12.5
Sapphire Wave	SPC5SWSTR	12"	1-1/5"	7/8"	5/16"	48"	12.5
Topaz Lagoon	SPC5TLSTR	12"	1-1/5"	7/8"	5/16"	48"	12.5


Stair Tread Square Nose

Color	Item Code	W1 Width	T1 Height	W5	T3	Length	Weight Lbs
Amber Tide	SPC5ATST	11-13/16"	1-1/2"	1/2"	1/4"	48"	12.5
Amethyst Cove	SPC5ACST	11-13/16"	1-1/2"	1/2"	1/4"	48"	12.5
Citrine Oasis	SPC5COST	11-13/16"	1-1/2"	1/2"	1/4"	48"	12.5
Diamond Reef	SPC5DRST	11-13/16"	1-1/2"	1/2"	1/4"	48"	12.5
Garnet Bay	SPC5GBST	11-13/16"	1-1/2"	1/2"	1/4"	48"	12.5
Jade Lake	SPC5JLST	11-13/16"	1-1/2"	1/2"	1/4"	48"	12.5
Moonstone Creek	SPC5MCST	11-13/16"	1-1/2"	1/2"	1/4"	48"	12.5
Opal Stream	SPC5OSST	11-13/16"	1-1/2"	1/2"	1/4"	48"	12.5
Peridot Drift	SPC5PDST	11-13/16"	1-1/2"	1/2"	1/4"	48"	12.5
Ruby Splash	SPC5RSST	11-13/16"	1-1/2"	1/2"	1/4"	48"	12.5
Sapphire Wave	SPC5SWST	11-13/16"	1-1/2"	1/2"	1/4"	48"	12.5
Topaz Lagoon	SPC5TLST	11-13/16"	1-1/2"	1/2"	1/4"	48"	12.5